



MINUTES

Ordinary Council Meeting

16 May 2018

Held at the Coorow District Hall



DISCLAIMER

No responsibility whatsoever is implied or accepted by Shire of Coorow for any act, omission or statement or intimation occurring during Council/Committee meetings or during formal/informal conversations with Staff. Shire of Coorow disclaims any liability for any loss whatsoever and howsoever caused arising out of reliance by any person or legal entity on any such act, omission or statement or intimation occurring during Council/Committee meetings or discussions. Any person or legal entity who acts or fails to act in reliance upon any statement does so at that person's or legal entity's own risk.

In particular and without derogating in any way from the broad disclaimer above, in any discussion regarding any planning application or application for a licence, any statement or limitation of approval made by a member or officer of Shire of Coorow during the course of any meeting is not intended to be and is not taken as notice of approval from Shire of Coorow. The Shire of Coorow warns that anyone who has an application lodged with Shire of Coorow must obtain and only should rely on **WRITTEN CONFIRMATION** of the outcome of the application, and any conditions attaching to the decision made by the Shire of Coorow in respect of the application.

Signed on behalf of Council

A handwritten signature in black ink, appearing to read "Peter Crispin".

Peter Crispin
Chief Executive Officer

Minutes

1.	DECLARATION OF OPENING / ANNOUNCEMENT OF VISITORS:.....	4
2.	RECORD OF ATTENDANCE / APOLOGIES / LEAVE OF ABSENCE PREVIOUSLY APPROVED	4
3.	RESPONSE TO PREVIOUS PUBLIC QUESTIONS TAKEN ON NOTICE:.....	4
4.	PUBLIC QUESTION TIME:	4
5.	APPLICATION FOR LEAVE OF ABSENCE:.....	4
6.	DECLARATION OF INTEREST:	5
7.	PETITIONS/DEPUTATIONS/PRESENTATIONS	5
8.	CONFIRMATION OF MINUTES	5
8.1	GREEN HEAD COAST CARE MEETING HELD MONDAY 9 APRIL 2018 HELD AT THE GREEN HEAD COMMUNITY CENTRE	5
8.2	ORDINARY MEETING HELD WEDNESDAY 18 APRIL 2018 HELD AT THE GREEN HEAD COMMUNITY CENTRE	6
9.	ANNOUNCEMENTS BY THE PERSON PRESIDING WITHOUT DISCUSSION:.....	6
10.	MATTER FOR WHICH MEETING MAY BE CLOSED;	6
11.	REPORTS:	7
11.1	CHIEF EXECUTIVE OFFICER:	7
11.1.1	2018/19 COUNCIL MEETING DATES AND START TIME	7
11.1.2	GREEN HEAD SPORTING CLUB INC- REQUEST FOR ASSISTANCE	9
11.2	MANAGER OF WORKS AND SERVICES:	11
11.2.1	NIL	11
11.3	DEPUTY CHIEF EXECUTIVE OFFICER:	11
11.3.1	ACCOUNTS FOR PAYMENT	11
11.3.2	MONTHLY STATEMENT OF FINANCIAL ACTIVITY – APRIL 2018.....	19
11.3.3	SCHEDULE OF FEES AND CHARGES – 2018/2019 DRAFT BUDGET.....	43
11.3.4	BUDGET VARIATION – FOOTPATH PROJECTS	59
11.3.5	SALE OF LOT 103 (45) BRISTOL STREET, COOROW.....	61
12.	QUESTIONS BY MEMBERS OF WHICH DUE NOTICE HAS BEEN GIVEN:	64
13.	URGENT BUSINESS APPROVED BY THE PERSON PRESIDING OR BY DECISION:	64
14.	MATTERS BEHIND CLOSED DOORS:.....	64
15.	DATE OF NEXT MEETING:	64
15.1	ORDINARY MEETING OF COUNCIL.....	64
16.	CLOSURE:	64

1. **DECLARATION OF OPENING / ANNOUNCEMENT OF VISITORS:**

The President Cr Moira J Girando, welcomed those present and opened the Meeting at 5.40 pm.

2. **RECORD OF ATTENDANCE / APOLOGIES / LEAVE OF ABSENCE PREVIOUSLY APPROVED**

Councillor M J Girando
Councillor B A Jack
Councillor M R Bothe
Councillor R J Clement
Councillor S D Peck
Councillor D A Rackemann
Councillor G C Sims

President
Deputy President

Mr P J Crispin
Mrs L J Parola
Mr K Bean

Chief Executive Officer
Deputy Chief Executive Officer
Manager of Works & Services

Leave of Absence
Cr V R Oakes

Apologies

3. **RESPONSE TO PREVIOUS PUBLIC QUESTIONS TAKEN ON NOTICE:**

Nil

4. **PUBLIC QUESTION TIME:**

Nil

5. **APPLICATION FOR LEAVE OF ABSENCE:**

The following Councillor/s requested Leave of Absence from Council Meetings and Duties:

- Cr Girando – 21 May to 29 May 2018
- Cr Rackemann – 24 to 30 May, 7 to 13 June and 20 To 27 June 2018

RESOLUTION: **2018/046A**

Moved: Cr Jack

Seconded: Cr Bothe

That the following Leave of Absence from Council Meetings and Duties be approved:

- ***Cr Girando – 21 May to 29 May 2018***
- ***Cr Rackemann – 24 May to 30 May, 7 June to 13 June and 20 June to 27 June 2018***

***CARRIED 7/0
Simple Majority***

6. DECLARATION OF INTEREST:

Nil

7. PETITIONS/DEPUTATIONS/PRESENTATIONS

Nil

8. CONFIRMATION OF MINUTES

8.1	GREEN HEAD COAST CARE MEETING HELD MONDAY 9 APRIL 2018 HELD AT THE GREEN HEAD COMMUNITY CENTRE
-----	---

AUTHOR	Peter Crispin
DISCLOSURE OF INTEREST	Nil
DATE OF REPORT	4 May 2018

OFFICER RECOMMENDATION/RESOLUTION: **2018/046**

Moved: Cr Rackemann

Seconded: Cr Clement

That the Minutes of the Green Head Coast Care Meeting held on Monday 9 April 2018 be received.

***CARRIED 7/0
Simple Majority***

8.2 ORDINARY MEETING HELD WEDNESDAY 18 APRIL 2018 HELD AT THE GREEN HEAD COMMUNITY CENTRE

AUTHOR Peter Crispin
DISCLOSURE OF INTEREST Nil
DATE OF REPORT 7 May 2018

OFFICER RECOMMENDATION/RESOLUTION: 2018/047

Moved: Cr Peck Seconded: Cr Clement

That the Minutes of the Ordinary Meeting held on Wednesday 18 April 2018 confirmed and a true and correct record with Resolution 2018/038- Condition 1 changed to remove the date "15 November 2017" and replace with "undated".

***CARRIED 7/0
Simple Majority***

9. ANNOUNCEMENTS BY THE PERSON PRESIDING WITHOUT DISCUSSION:

Cr Girando asked Councillors to only speak one at the time, as determined by the Chair.

10. MATTER FOR WHICH MEETING MAY BE CLOSED:

Nil

11. REPORTS:

11.1 CHIEF EXECUTIVE OFFICER:

11.1.1 2018/19 COUNCIL MEETING DATES AND START TIME

AUTHOR	Peter Crispin
DISCLOSURE OF INTEREST	Nil
DATE OF REPORT	7 May 2018
ATTACHMENT	Nil
FILE	ADM0431

SUMMARY:

To set the date, time and location for the Council meetings to be held during the 2018/19 financial year.

BACKGROUND:

The Local Government (Administration) Regulations 1996 require each local government to advertise the date, time and location of the proposed Council meeting dates at least once per year. It would appear that this is normally done per financial year.

Workshops, community forums and other appointments are not covered by this requirement.

The recommended schedule has been based on the current arrangement of meeting on the third Wednesday of each month excluding December which will be the second Wednesday, and January where no meeting is held. The recommended time of the meeting remains at 5.00 pm.

COMMENT:

In accordance with the provisions of the Local Government Act 1995 and the Local Government (Administration) Regulations 1996 it is a requirement for the public to be advised in advance of all Council meetings including dates, places and starting times to facilitate attendance or participation by the general public.

Any change to the adopted schedule will be advertised locally so that the public will remain informed.

STATUTORY ENVIRONMENT:

Local Government Act 1995 s5.25(1)(g)

Local Government (Administration) Regulations 1996 s12

STRATEGIC IMPLICATIONS:

Nil

POLICY IMPLICATIONS:

Policy 1.1.18 – Members of Council - Council Meetings

FINANCIAL IMPLICATIONS:

Nil

PUBLIC CONSULTATION:

Nil

VOTING REQUIREMENT:

Simple Majority

OFFICER RECOMMENDATION/RESOLUTION:

2018/048

Moved: Cr Peck**Seconded: Cr Jack**

That the Ordinary Meeting starting dates, times and locations for the 2018/19 financial year be advertised as follows:

<i>Month</i>	<i>Venue</i>	<i>Time</i>	<i>Date</i>	<i>Type</i>
<i>July</i>	<i>Coorow</i>	<i>5.00 pm</i>	<i>Wednesday 18 July 2018</i>	<i>Ordinary</i>
<i>August</i>	<i>Leeman</i>	<i>5.00 pm</i>	<i>Wednesday 15 August 2018</i>	<i>Ordinary</i>
<i>September</i>	<i>Warradarge</i>	<i>5.00 pm</i>	<i>Wednesday 19 September 2018</i>	<i>Ordinary</i>
<i>October</i>	<i>Coorow</i>	<i>5.00 pm</i>	<i>Wednesday 17 October 2018</i>	<i>Ordinary</i>
<i>November</i>	<i>Leeman</i>	<i>5.00 pm</i>	<i>Wednesday 21 November 2018</i>	<i>Ordinary</i>
<i>December</i>	<i>Coorow</i>	<i>5.00 pm</i>	<i>Wednesday 12 December 2018</i>	<i>Ordinary</i>
<i>February</i>	<i>Leeman</i>	<i>5.00 pm</i>	<i>Wednesday 20 February 2019</i>	<i>Ordinary</i>
<i>March</i>	<i>Coorow</i>	<i>5.00 pm</i>	<i>Wednesday 20 March 2019</i>	<i>Ordinary</i>
<i>April</i>	<i>Green Head</i>	<i>5.00 pm</i>	<i>Wednesday 17 April 2019</i>	<i>Ordinary</i>
<i>May</i>	<i>Coorow</i>	<i>5.00 pm</i>	<i>Wednesday 15 May 2019</i>	<i>Ordinary</i>
<i>June</i>	<i>Leeman</i>	<i>5.00 pm</i>	<i>Wednesday 19 June 2019</i>	<i>Ordinary</i>

CARRIED 7/0
Simple Majority

11.1.2 GREEN HEAD SPORTING CLUB INC - REQUEST FOR ASSISTANCE

AUTHOR	Peter Crispin
DISCLOSURE OF INTEREST	Nil
DATE OF REPORT	8 May 2018
ATTACHMENT	Submission and request by Roy Hines
FILE	ADM0284

SUMMARY:

To consider the submission from the Green Head Sporting Club Inc regarding Policy 7.6.1 and a request for water cost assistance.

BACKGROUND:

In February 2018, Council considered a submission from the Green Head Sporting Club Incorporated seeking the Shire of Coorow's comments and support for the proposed upgrade of the Green Head Sporting Club.

The Green Head Sporting Club Inc also requested that the Shire consider taking on the electricity and water costs of the Club (approximately \$5,700 per annum).

Council considered these requests at the meeting held February 2018 and resolved:

OFFICER RECOMMENDATION/ RESOLUTION:

2018/018

Moved: Cr Oakes

Seconded: Cr Rackemann

That:

- 1) Draft policy 7.6.1 be advertised for public comment.***
- 2) The Green Head Sports Club be advised that the Shire is willing to contribute one third of the capital costs of upgrades to the Green Head Sports Club buildings.***
- 3) The Green Head Sports Club be advised that the Shire is not able to assist with its operational costs.***

***CARRIED 6/0
Simple Majority***

Green Head Sporting Club Inc have now written two further letters, one regarding Policy 7.6.1 and a second requesting water cost assistance.

COMMENT:

Green Head Sports Club Inc in their submission on Policy 7.6.1 do not believe that the policy is fair to all users (specifically to them) as they believe that they have not started on an equal footing (see letter attached).

The second letter (also attached) from the Green Head Sporting Club Inc asks that the Council reconsider their decision to not provide any assistance for operational costs, and requests that the Shire pay for their annual water usage.

Green Head Sporting Club Inc is the only organisation that has responded regarding Policy 7.6.1.

STATUTORY ENVIRONMENT:

There are no direct statutory implications.

STRATEGIC IMPLICATIONS:

Our Future Coorow 2017-2027, the Community Strategic Plan includes the following strategies:

- *Ensure facilities and infrastructure are well maintained and safe for use*
- *Encourage increased town site interaction through sport and cultural events*
- *Encourage strong community participation and involvement*
- *Provide social facilities and services to serve the lifestyle needs of our communities*
- *Improve services and facilities that actively support youth, disability and seniors in the region*

POLICY IMPLICATIONS:

Policy 7.6.1 – Use of Shire Facilities by Sporting Clubs/Organisations.

FINANCIAL IMPLICATIONS:

There has been no provision for increased levels of expenditure to pay for water as requested by the Green Head Sporting Club Inc, which could be up to \$5,000 per year.

VOTING REQUIREMENT:

Simple Majority

OFFICERS RECOMMENDATION/RESOLUTION:

2018/049

Moved: Cr Peck

Seconded: Cr Bothe

That the Green Head Sporting Club Inc be informed that the Shire confirms that it is not in the position to contribute towards the operational water costs incurred by the Club.

***Carried 7/0
Simple Majority***

11.2 MANAGER OF WORKS AND SERVICES:

11.2.1 NIL

11.3 DEPUTY CHIEF EXECUTIVE OFFICER:

11.3.1 ACCOUNTS FOR PAYMENT

AUTHOR	Annie Rudd
DISCLOSURE OF INTEREST	Nil
DATE OF REPORT	4 th May 2018

SUMMARY:

Council approval is required for payment of accounts made within the month April 2018 to approve payments of accounts due in May 2018.

COMMENT:

Approval is sought for the following list of payments of accounts made since Council's last meeting on 18 April 2018 and of accounts that are now due.

STATUTORY ENVIRONMENT:

Local Government (Financial Management) Regulations 1996

13. *Lists of accounts*

(1) If the local government has delegated to the CEO the exercise of its power to make payments from the municipal fund or the trust fund, a list of accounts paid by the CEO is to be prepared each month showing for each account paid since the last such list was prepared —

- (a) the payee's name;
- (b) the amount of the payment;
- (c) the date of the payment; and
- (d) sufficient information to identify the transaction.

(2) A list of accounts for approval to be paid is to be prepared each month showing —

- (a) for each account which requires council authorisation in that month —
 - (i) the payee's name;
 - (ii) the amount of the payment; and
 - (iii) sufficient information to identify the transaction;

and

- (b) the date of the meeting of the council to which the list is to be presented.

(3) A list prepared under subregulation (1) or (2) is to be —

- (a) presented to the council at the next ordinary meeting of the council after the list is prepared; and
- (b) recorded in the minutes of that meeting.

[Regulation 13 inserted in Gazette 20 Jun 1997 p. 2838-9; amended in Gazette 31 Mar 2005 p. 1048.]

STRATEGIC, POLICY & FINANCIAL IMPLICATIONS:

There is no financial policy or strategic implications regarding this matter.

VOTING REQUIREMENT:

Simple Majority

OFFICER RECOMMENDATION/RESOLUTION:

2018/050

Moved: Cr Peck

Seconded: Cr Rackemann

That payment listed in 11.4.1 Accounts Due and Submitted to Council up to 4th of May 2018 including:

MUNICIPAL FUND

Cheque	20174 - 20183	\$ 43,087.93
Collection	71100418 - 72160418	\$ 10,782.85
Summaries		
Payroll DD's	18/04/18 – 02/05/18	\$ 125,937.00
EFTS	12520 - 12611	\$ 248,980.79
Superannuation	18/04/18 – 02/05/18	\$ 33,062.57
Credit Card	13110418	\$ 4,001.21
Totalling		\$ 465,852.35

TRUST FUND

EFTS	\$ 0
Cheques	\$ 0
Totalling:	\$ 0

CARRIED 7/0
Simple Majority

List of Accounts Due & Submitted to Committee 04.05.18

Chq/EFT	Date	Name	Description	Type	Trust	Muni
EFT12520	13/04/2018	AUSTRALIA POST	POSTAGE - MARCH 2018	CSH		\$ 125.09
EFT12521	13/04/2018	AUSTRAL	LEGAL CHARGES FOR DEBT COLLECTION	CSH		\$ 2,085.56
EFT12522	13/04/2018	AUSTRALIAN SERVICES UNION	PAYROLL DEDUCTIONS	CSH		\$ 27.45
EFT12523	13/04/2018	BUNNINGS	POWERBOARD, MAGNETIC P/UP TOOL, HOOK & PICK SET, DOOR ROLLERS - 5 TUART ST, ANT SAND - COASTAL PARKS	CSH		\$ 287.37
EFT12524	13/04/2018	BOC GASES	GAS BOTTLE RENTAL MARCH 18	CSH		\$ 46.70
EFT12525	13/04/2018	BEAN KL	INTERNET - 16/02/18 - 15/03/18	CSH		\$ 69.95
EFT12526	13/04/2018	GREEN HEAD REFRIGERATION	SERVICE AIRCON - 5 TUART ST & 27 NAIRN ST	CSH		\$ 220.00
EFT12527	13/04/2018	TUTT BRYANT	DIPSTICK - CW0018	CSH		\$ 177.88
EFT12528	13/04/2018	COVS	BRAKE PADS/DISCS/SHOES - CW3494, MERIT PLUGS & SOCKETS - CW3315, CW0023, CW0017, CW003	CSH		\$ 448.76
EFT12529	13/04/2018	REDMACH	HYDRAULIC HOSES, CRIMP FITTINGS - CW005, BATTERY - CW0011, TWO WAY RADIO - CW007, CARBURETOR, GASKETS, WIPPER SNIPPER, AIR FILTERS, PRESSURE SWITCH	CSH		\$ 1,479.61
EFT12530	13/04/2018	CARNAMAH TYRE SALES	SUPPLY & FIT 2 NEW GRADER TYRES - CW007	CSH		\$ 3,089.77
EFT12531	13/04/2018	FAMILY SHOPPING CENTRE	REFRESHMENTS, BUG SPRAY, HOUSEHOLD GAS X 2, PHONE CHARGER, REFRESHMENTS - MARCH COUNCIL MEETING	CSH		\$ 494.81
EFT12532	13/04/2018	FUEL DISTRIBUTORS	DIESEL (3)	CSH		\$ 12,258.31
EFT12533	13/04/2018	FRONTLINE FIRE & RESCUE	2 X MONITORS - LE 4.4 & GH 3.4 FIRE APPLIANCES. 2 X LEATHERMAN FREESTYLES - GH VOLUNTEERS	CSH		\$ 4,977.34
EFT12534	13/04/2018	GH COUNTRY COURIERS	FREIGHT - BUNNINGS	CSH		\$ 24.64
EFT12535	13/04/2018	GERALDTON TYREPOWER	SUPPLY & FIT 2 TYRES - CW0013	CSH		\$ 1,690.00
EFT12536	13/04/2018	GREEN HEAD MEN'S SHED	ABLUTION BLOCK CLEANING APR/MAY/ JUN 2018	CSH		\$ 2,970.00
EFT12537	13/04/2018	MOORE STEPHENS	INTERIM AUDIT FEE - 17/18	CSH		\$ 11,434.37
EFT12538	13/04/2018	HERSEY JR & A PTY LTD	LED MICROBAR X 2 - CW0018 X 1 - CW0032, LEVER ACTION GREASE GUN, GREASE CONTROL VALVE	CSH		\$ 1,478.40
EFT12539	13/04/2018	JURIEN HARDWARE	FLY SCREEN REPAIRS - 5 TUART ST	CSH		\$ 186.70
EFT12540	13/04/2018	LG PROFESSIONALS	PD CONFERENCE MARGARET RIVER 03/05/18 - CDO	CSH		\$ 550.00
EFT12541	13/04/2018	LEEMAN & GREEN HEAD CRC	MEMORIAL GROUP DONATION - ANZAC DAY 2018	CSH		\$ 300.00
EFT12542	13/04/2018	LANDMARK	2 X BUNDLES OF PINE POLE- GH PARKS & RESERVES, GLYPHO, BOOTS, POOL CHEMICALS	CSH		\$ 3,998.86
EFT12543	13/04/2018	LANDGATE	GRV CHARGES 16/12/17 - 23/02/18 - SCHEDULE: G2018/1	CSH		\$ 172.03
EFT12544	13/04/2018	LEEMAN POST AND FUEL	REFRESHMENTS, ICE, STATIONERY, INKCARTRIDGES	CSH		\$ 277.44
EFT12545	13/04/2018	MAIN STREET HARDWARE	COBALT DRILL BITS SET, HYDRAULIC HOSES, RETIC PARTS, HANDLES, BUCKETS, BATTERY - CW002	CSH		\$ 1,700.41

EFT12546	13/04/2018	MARKETFORCE PTY LTD	ADVER -17/03/18 - FIXED WIRELESS BROADBAND	CSH		\$ 857.60
EFT12547	13/04/2018	SUSAN LORRAINE MILLS	REIMBURSEMENT - MEDICAL & POLICE CLEARANCE	CSH		\$ 199.50
EFT12548	13/04/2018	PAPER PLUS	ASSTD STATIONERY - LE OFFICE	CSH		\$ 169.94
EFT12549	13/04/2018	LEANNE PAROLA	WATER ACCOUNT TO 22/03/18	CSH		\$ 656.85
EFT12550	13/04/2018	RUMBOLD FORD	90,000KM SERVICE - CW003	CSH		\$ 595.20
EFT12551	13/04/2018	REDFISH TECHNOLOGIES	3 X UPS CCTV UNITS- LE CARAVAN PK & SEARCH & RESCUE	CSH		\$ 688.00
EFT12552	13/04/2018	SHIRE OF DANDARAGAN	REIMBURSE - WALGA TRAINING - JACK & GIRANDO - 15/03/18	CSH		\$ 100.00
EFT12553	13/04/2018	SEASIDE SUPPLIES	MILK & ICE	CSH		\$ 32.19
EFT12554	13/04/2018	SHIRE OF CHAPMAN VALLEY	PLANNING SERVICES JAN TO MAR 2018	CSH		\$ 1,451.95
EFT12555	13/04/2018	WCC ELECTRICAL	INSPECT RCD TRIP FAULT, REPLACE SUMP -16A BRAND ST	CSH		\$ 913.00
EFT12556	13/04/2018	WESTERN GREY	FABRICATE & INSTALL PROPS ONTO CW0034 & CW0059	CSH		\$ 1,980.00
EFT12557	13/04/2018	WESTRAC EQUIPMENT	300,000KM SERVICE, STEERING REPAIRS, CLEAR FAULT CODES & ADJUST TAPPOTS - CW0010, REPLACE EXHAUST MANIFOLD - CW3456	CSH		\$ 12,094.91
EFT12558	13/04/2018	WURTH AUSTRALIA PTY LTD	MISC CLEANING ASSTD NUTS & BOLTS, PUSH FITTINGS	CSH		\$ 386.13
EFT12559	13/04/2018	WATERMAN IRRIGATION	CLAIM 1 - INSTALL WATER SYSTEM - LE FORESHORE	CSH		\$ 40,460.98
EFT12560	13/04/2018	WANN ELECTRICAL	REPAIR DAMAGED CABLE FROM MAIN SWITCHBOARD - GH COMMUNITY CENTRE	CSH		\$ 360.00
EFT12561	13/04/2018	WALLIS COMPUTER SOLUTIONS	INTERNET 04/18 - GH LIBRARY	CSH		\$ 104.50
EFT12562	13/04/2018	WBHO	TRAFFIC MANAGEMENT & PRE-REQ TRAINING - CW	CSH		\$ 5,100.00
EFT12563	19/04/2018	COURIER AUSTRALIA	FREIGHT - WESTRAC, JASONS SIGNS, TUTT BRYANT, COVS, MARTINS TRAILERS	CSH		\$ 175.09
EFT12564	19/04/2018	FUEL DISTRIBUTORS	DIESEL (1)	CSH		\$ 25,922.00
EFT12565	19/04/2018	GIRANDO MJ	NESPRESSO COFFEE PODS	CSH		\$ 276.00
EFT12566	19/04/2018	CHRISTINE BROUN	MEALS - TRANSPORT TRAINING 09/04/18 - 13/04/18	CSH		\$ 256.99
EFT12567	19/04/2018	SHANNON HALL	MEALS - TRANSPORT TRAINING 09/04/18 - 13/04/18	CSH		\$ 66.95
EFT12568	19/04/2018	METAL ARTWORK	NAME BADGES, SUE, SHANNON, LEONIE	CSH		\$ 36.30
EFT12569	19/04/2018	SUSAN LORRAINE MILLS	TV ANTENNA CORD - UNIT 1 BRAND ST	CSH		\$ 24.00
EFT12570	19/04/2018	LEANNE PAROLA	INTERNET 15/04/18 - 14/05/18	CSH		\$ 59.95
EFT12571	19/04/2018	ANNIE LOUISE RUDD	MEALS - TRANSPORT TRAINING 04/12/17 - 08/12/17	CSH		\$ 202.33
EFT12572	19/04/2018	WA TREASURY CORPORATION	LOAN NO. 89 INTEREST - CONSTRUCTION OF STAFF HOUSING	CSH		\$ 15,491.61
EFT12573	27/04/2018	AUST COMMUNICATIONS	APPARATUS LICENCE RENEWAL 1607971/1 & 1608187/1	CSH		\$ 230.00
EFT12574	27/04/2018	AUSTRALIAN SERVICES UNION	PAYROLL DEDUCTIONS	CSH		\$ 27.45
EFT12575	27/04/2018	TUTT BRYANT EQUIPMENT	LOCKING PIN & LH WINDOW - CW0018	CSH		\$ 338.15
EFT12576	27/04/2018	COURIER AUSTRALIA	FREIGHT - LIBRARY & COVS	CSH		\$ 56.48
EFT12577	27/04/2018	COVS	HYDRAULIC BOTTLE JACK-CW0010,WHEEL BEARING -CW3494	CSH		\$ 325.86
EFT12578	27/04/2018	CROMMELINS MACHINERY	GROUNDHOG POST HOLE DIGGER	CSH		\$ 5,041.00

EFT12579	27/04/2018	CENTREBREAK BEACH STAY	DINNER - COUNCIL MEETING 18/04/18	CSH		\$ 187.00
EFT12580	27/04/2018	DALLCON	SEPTIC SYSTEM - GH DEPOT, SINGLE BARREL PIPE HEADWALL - CW- GH RD WEST	CSH		\$ 2,717.00
EFT12581	27/04/2018	ESSTRENT COMMUNICATION	REPAIR PHONES LINES, CABLES & DATA SOCKETS - LE OFFICE & LIBRARY	CSH		\$ 411.00
EFT12582	27/04/2018	FIVE STAR	PHOTOCOPIER METER PLAN CHARGES - LE	CSH		\$ 1,178.93
EFT12583	27/04/2018	GREEN HEAD PLUMBING & GAS	PLACE URINAL CISTERN - DYNAMITE BAY TOILET	CSH		\$ 560.44
EFT12584	27/04/2018	GREEN HEAD GENERAL STORE	PO BOX RENTAL APRIL 18 TO MARCH 19 - GH FIRE BRIGADE	CSH		\$ 93.00
EFT12585	27/04/2018	HERSEY JR & A PTY LTD	3 BAGS OF RAGS, 2 X 25L DEGREASER, WHITE LINE MARK X 24	CSH		\$ 618.75
EFT12586	27/04/2018	HITACHI CONST MACHINERY	AIR FILTER ELEMENTS, ASSTD FILTERS - CW009	CSH		\$ 1,143.95
EFT12587	27/04/2018	IT VISION	SINGLE TOUCH PAYROLL IMPLEMENTATION	CSH		\$ 1,100.00
EFT12588	27/04/2018	JASON SIGNMAKERS	GH DEPOT, MORCOMBE RD, SPEED & CREST SIGNS-LE TIP	CSH		\$ 352.94
EFT12589	27/04/2018	JURIEN SIGNS	2 X POLO SHIRT (SHANNON & ANNIE)	CSH		\$ 76.00
EFT12590	27/04/2018	LEWIS ELECTRICS	INSTALL SMOKE ALARMS, REPLACED SENSOR LIGHTS IN DRIVEWAY, REPLACE WATERPROOF POWERPOINTS, CLEANED A/C - 5 TUART ST	CSH		\$ 745.80
EFT12591	27/04/2018	THE LEEMAN BOWLING CLUB	ABLUTION CLEANING 30/03 - 3/04 - LE COMMUNITY CENTRE	CSH		\$ 800.00
EFT12592	27/04/2018	MOORA GLASS SERVICE	REPLACE 2 WINDOWS INCLUDING TRAVEL - MALEY PARK	CSH		\$ 409.20
EFT12593	27/04/2018	NORTH MIDLANDS MOTORS	CHECK & REGAS A/C-CW001 4& CW0040, CHECK & REGAS A/C & REPLACE CONDENSER FAN-CW0026, CHECK & REGAS A/C & HYDROGEN LEAK TEST-CW0085	CSH		\$ 2,532.38
EFT12594	27/04/2018	OFFICEWORKS	MOUSE/KEYBOARD, ASSTD STATIONERY, BROCHURE HOLDER - CW DEPOT	CSH		\$ 870.14
EFT12595	27/04/2018	LEANNE PAROLA	ELECTRICITY ACCOUNT 15/12/17 TO 20/04/18	CSH		\$ 351.40
EFT12596	27/04/2018	RUMBOLD FORD	PURCHASE NEW FORD RANGER TO REPLACE CW003	CSH		\$ 13,545.74
EFT12597	27/04/2018	SHIRE OF DANDARAGAN	BUILDING SERVICES - JAN TO APR 2018	CSH		\$ 3,546.40
EFT12598	27/04/2018	STAR TRACK EXPRESS	FREIGHT - JR & A HERSEY	CSH		\$ 46.56
EFT12599	27/04/2018	WURTH AUSTRALIA PTY LTD	ASSTD PUSH IN FITTINGS & ASSTD NUTS & BOLTS	CSH		\$ 290.51
EFT12600	27/04/2018	PACIFIC BRANDS - WORKWEAR	UNIFORM - CSO (RUDD)	CSH		\$ 168.30
EFT12601	27/04/2018	WALLIS COMPUTER SOLUTIONS	WIRELESS ROUTER	CSH		\$ 757.90
EFT12602	02/05/2018	MWG DOORS	FINAL - INSTALL ROLLER DOOR - LE AMBULANCE SHED	CSH		\$ 1,899.92
EFT12603	02/05/2018	AUSTRAL	LEGAL CHARGES	CSH		\$ 315.80
EFT12604	02/05/2018	BUNNINGS	INSECTICIDE - COASTAL PARKS, TOILET SEATS - UNIT 2 MORCOMBE ROAD, COASTAL PUBLIC TOILETS	CSH		\$ 170.11
EFT12605	02/05/2018	CLAYTON WEIR	PAYMENT 1 - ORGANISATIONAL REVIEW - INTERVIEWS	CSH		\$ 3,003.00
EFT12606	02/05/2018	JURIEN HARDWARE	DOOR ROLLERS - 27 NAIRN ST, LIGHTER PLUG - CW0032, CARBON BRUSHES, LATCHES - COASTAL PARKS	CSH		\$ 142.60

EFT12607	02/05/2018	LEWIS ELECTRICS	INSPECT & REPLACE RCD - 11 TAMARISK ST	CSH		\$ 226.60
EFT12608	02/05/2018	MAIN STREET HARDWARE	DWV VENT COWL INSECT PROOF, PIPE - ROTARY PARK	CSH		\$ 70.25
EFT12609	02/05/2018	THERON A STREPPPEL	REPLACE CEILING PANELS & RUSTED GUTTERING & SHEETING DUE TO LEAKING AIRCON - MALEY PARK	CSH		\$ 10,287.00
EFT12610	02/05/2018	WATERMAN IRRIGATION	PROGRESS CLAIM 2 - INSTALL WATER SYSTEM - LE FORESHORE	CSH		\$ 35,005.31
EFT12611	02/05/2018	WALLIS COMPUTERS	INTERNET 05/18 - GH LIBRARY	CSH		\$ 104.50
			<u>TOTAL EFT PAYMENTS</u>			\$248,980.79
20174	13/04/2018	SYNERGY	ELECTRICITY ACCOUNT TO 03/04/18	CSH		\$ 5,765.05
20175	13/04/2018	TELSTRA	PHONE ACCOUNTS TO 24/03/18	CSH		\$ 3,739.11
20177	18/04/2018	FAMILY SHOPPING CENTRE	PAYROLL DEDUCTIONS	CSH		\$ 130.00
20178	19/04/2018	TELSTRA	PHONE ACCOUNT TO 06/04/18	CSH		\$ 53.94
20179	27/04/2018	SYNERGY	ELECTRICITY ACCOUNT TO 18/04/18	CSH		\$ 10,558.40
20180	27/04/2018	WATER CORPORATION	WATER ACCOUNT TO 18/04/18	CSH		\$ 22,691.43
20182	02/05/2018	TELSTRA	BUSHFIRE SMS TO 22/04/18	CSH		\$ 20.00
20183	02/05/2018	FAMILY SHOPPING CENTRE	PAYROLL DEDUCTIONS	CSH		\$ 130.00
			<u>TOTAL CHEQUE PAYMENTS</u>			\$ 43,087.93
DD26703.1	18/04/2018	WA SUPER	SUPERANNUATION CONTRIBUTIONS	CSH		\$ 14,179.44
DD26703.2	18/04/2018	ULTIMATE SUPER	SUPERANNUATION CONTRIBUTIONS	CSH		\$ 1,259.86
DD26703.3	18/04/2018	CARE SUPER	SUPERANNUATION CONTRIBUTIONS	CSH		\$ 180.24
DD26703.4	18/04/2018	AUSTRALIAN SUPER	SUPERANNUATION CONTRIBUTIONS	CSH		\$ 406.26
DD26703.5	18/04/2018	AMP LIFE LIMITED SUPER	SUPERANNUATION CONTRIBUTIONS	CSH		\$ 189.86
DD26703.6	18/04/2018	PRIME SUPER	SUPERANNUATION CONTRIBUTIONS	CSH		\$ 215.79
DD26721.1	02/05/2018	WA SUPER	SUPERANNUATION CONTRIBUTIONS	CSH		\$ 13,792.33
DD26721.2	02/05/2018	ULTIMATE SUPER	SUPERANNUATION CONTRIBUTIONS	CSH		\$ 1,259.86
DD26721.3	02/05/2018	CARE SUPER	SUPERANNUATION CONTRIBUTIONS	CSH		\$ 600.78
DD26721.4	02/05/2018	AUSTRALIAN SUPER	SUPERANNUATION CONTRIBUTIONS	CSH		\$ 696.41
DD26721.5	02/05/2018	SHOALWATER SUPER	SUPERANNUATION CONTRIBUTIONS	CSH		\$ 65.95
DD26721.6	02/05/2018	PRIME SUPER	SUPERANNUATION CONTRIBUTIONS	CSH		\$ 215.79
			<u>TOTAL SUPERANNUATION PAYMENTS</u>			\$ 33,062.57
13110418	11/04/2018	BANKWEST	MASTERCARD - CEO			\$ 271.50
13110418	11/04/2018	BANKWEST	MASTERCARD - DCEO			\$ 3,559.77
13110418	11/04/2018	BANKWEST	MASTERCARD - MWS			\$ 169.94
			<u>TOTAL CREDIT CARD PAYMENTS</u>			\$ 4,001.21
71100418	10/04/2018	TRANSPORT DEPT OF	TRANS LICENSING	CSH		\$ 1,621.70
71110418	11/04/2018	TRANSPORT DEPT OF	TRANS LICENSING	CSH		\$ 2,893.35
71120418	12/04/2018	TRANSPORT DEPT OF	TRANS LICENSING	CSH		\$ 766.50

71160418	16/04/2018	TRANSPORT DEPT OF	TRANS LICENSING	CSH		\$ 954.35
72090418	09/04/2018	TRANSPORT DEPT OF	TRANS LICENSING	CSH		\$ 433.40
72100418	10/04/2018	TRANSPORT DEPT OF	TRANS LICENSING	CSH		\$ 133.50
72110418	11/04/2018	TRANSPORT DEPT OF	TRANS LICENSING	CSH		\$ 994.35
72120418	12/04/2018	TRANSPORT DEPT OF	TRANS LICENSING	CSH		\$ 1,875.75
72160418	16/04/2018	TRANSPORT DEPT OF	TRANS LICENSING	CSH		\$ 1,109.95
			<u>TOTAL LICENSING PAYMENTS</u>			\$ 10,782.85
DDEBIT	18/04/2018	PAYROLL	PAYROLL			\$ 64,704.00
DDEBIT	02/05/2018	PAYROLL	PAYROLL			\$ 61,233.00
			<u>TOTALPAYROLL PAYMENTS</u>			\$125,937.00
			<u>TOTAL PAYMENTS</u>			\$465,852.35

<u>Credit Card Payment summary</u>		
Credit card payments made between	10.03.2018 to 11.04.2018	
CEO		
COOROW HOTEL	REFRESHMENTS - SFO FAREWELL DINNER	\$ 271.50
		\$ 271.50
DCEO		
SURVEY MONKEY	ANNUAL SUBSCRIPTION	\$ 264.00
BANKWEST	FOREIGN TRANSACTION FEES - SURVEY MONKEY	\$ 7.79
SHIRE OF COOROW	JETTY LICENCE - ILLYARRIE ST JETTY	\$ 40.10
SWAN TAXIS	FBT WORKSHOP - DCEO	\$ 35.91
WA SKATE RAMPS	CW SKATE RAMP - REPLACEMENT SKATE SURFACES	\$ 368.49
TELSTRA	RECHARGE - LEEMAN DEVICE	\$ 150.00
NATIONAL CRIME CHECK	POLICE CHECK - CSO (BROUN)	\$ 50.24
NATIONAL CRIME CHECK	POLICE CHECK - CSO (HALL)	\$ 50.24
STAY MARGARET RIVER	ACCOMMODATION - LG PROF CONFERENCE - CDO	\$ 410.00
PUMA GINGERS	DIESEL - CW000	\$ 167.00
QUEST INNALOO	ACCOMMODATION - TRANSPORT TRAINING - CSO (HALL)	\$ 1,116.00
QUEST INNALOO	ACCOMMODATION - TRANSPORT TRAINING - CSO (BROUN)	\$ 900.00
		\$ 3,559.77
MWS		
TELSTRA	INTERNET - GH LIBRARY	\$ 20.00
IINET	INTERNET - CW OFFICE	\$ 54.99
WESTNET	INTERNET & EMAIL - GH LIBRARY	\$ 94.95
		\$ 169.94
Total Credit Card Payment		\$ 4,001.21

11.3.2 MONTHLY STATEMENT OF FINANCIAL ACTIVITY – APRIL 2018

AUTHOR	Leanne Parola
DISCLOSURE OF INTEREST	Nil
DATE OF REPORT	9 May 2018
ATTACHMENT	11.3.2 - Statement of Financial Activity for April 2018
FILE	ADM 0426 – Finance – 2017/18

SUMMARY:

In accordance with the Local Government (Financial Management) Regulations 1996, regulation 34 stipulates that a Local Government is to prepare each month a statement of financial activity reporting on the sources and applications of funds, as set out in the annual budget under regulation 22(1) (d), for that month.

BACKGROUND:

The form of the Monthly Financial Statements usually presented to Council is a Statement of Financial Activity, which also includes supplementary information including an Operating Statement Function and Activity, Balance Sheet and Cash Flow Graph.

COMMENT:

Council is required to prepare the Statement of Financial Activity as per Local Government (Financial Management) Regulation 36, but can resolve to have supplementary information included as required.

The Shire converted its chart of accounts to a new model in January and staff are still preparing the new monthly financial statement format. The majority of the new format has been completed, with only a summary of budget amendments to date not included. All mandatory information is provided and the closing surplus balances to the net current assets at 30 April 2018.

A copy of the Statement of Financial Activity for the month ended 30 April 2018 is included at Attachment 11.3.2 for Councillors' information.

STATUTORY ENVIRONMENT:

Local Government (Financial Management) Regulations 1996,
34. Financial reports to be prepared s. 6.4

STRATEGIC IMPLICATIONS:

Nil

POLICY IMPLICATIONS:

Nil

FINANCIAL IMPLICATIONS:

Nil

VOTING REQUIREMENTS:

Simple Majority

OFFICER RECOMMENDATION/RESOLUTION:

2018/051

Moved: Cr Sims

Seconded: Cr Bothe

That Council accepts the Monthly Statement of Financial Activity as included at Attachment 11.3.2 for the period ended 30 April 2018.

***CARRIED 7/0
Simple Majority***



SHIRE OF COOROW

MONTHLY FINANCIAL REPORT (Containing the Statement of Financial Activity) For the Period Ended 30 April 2018

LOCAL GOVERNMENT ACT 1995

LOCAL GOVERNMENT (FINANCIAL MANAGEMENT) REGULATIONS 1996

TABLE OF CONTENTS

Monthly Summary Information	2 - 3
Statement of Financial Activity by Program	4
Statement of Financial Activity By Nature or Type	5
Statement of Capital Acquisitions and Capital Funding	6
Note 1 Significant Accounting Policies	7
Note 2 Explanation of Material Variances	8
Note 3 Net Current Funding Position	9
Note 4 Cash and Investments	10
Note 5 Budget Amendments	11
Note 6 Receivables	12
Note 7 Cash Backed Reserves	13
Note 8 Capital Disposals	14
Note 9 Rating Information	15
Note 10 Information on Borrowings	16
Note 11 Grants and Contributions	17-18
Note 12 Trust	19
Note 13 Details of Capital Acquisitions	20-22

**Shire of Coorow
Information Summary
For the Period Ended 30 April 2018**

Key Information

Report Purpose

This report is prepared to meet the requirements of *Local Government (Financial Management) Regulations 1996, Regulation 34*.

Overview

Summary reports and graphical progressive graphs are provided on pages 2 - 3.

Statement of Financial Activity by reporting program

Is presented on page 6 and shows a surplus as at 30 April 2018 of \$2,963,053.

Items of Significance

The material variance adopted by the Shire of Coorow for the 2017/18 year is \$10,000 or 10% whichever is the greater. The following selected items have been highlighted due to the amount of the variance to the budget or due to the nature of the revenue/expenditure. A full listing and explanation of all items considered of material variance is disclosed in Note 2.

Income & Expenditure		Annual Budget	YTD Budget	YTD Actual
Operating Grants, Subsidies and Contributions	52%	\$ 1,674,850	\$ 1,094,108	\$ 877,021
Non-operating Grants, Subsidies and Contributions	60%	\$ 1,845,572	\$ 1,093,632	\$ 1,102,143
	56%	\$ 3,520,422	\$ 2,187,740	\$ 1,979,164
Rates Levied	99%	\$ 3,117,310	\$ 3,117,400	\$ 3,099,733
Materials & Contracts	58%	-\$ 2,223,724	-\$ 1,827,846	-\$ 1,280,538
Capital Projects				
Infrastructure Assets - Roads	55%	-\$ 1,857,937	-\$ 1,705,114	-\$ 1,022,589
Infrastructure Assets - Other	28%	-\$ 1,538,535	-\$ 1,261,881	-\$ 437,640

% Compares current ytd actuals to annual budget

Financial Position		This Time Last Year	30 Apr 2018
Adjusted Net Current Assets	153%	\$ 1,933,146	\$ 2,963,053
Cash and Equivalent - Unrestricted	152%	\$ 2,019,963	\$ 3,061,126
Cash and Equivalent - Restricted	103%	\$ 758,132	\$ 780,693
Receivables - Rates	139%	\$ 149,056	\$ 207,928
Receivables - Other	171%	\$ 43,855	\$ 74,818
Payables	335%	\$ 50,157	\$ 167,919

% Compares current ytd actuals to prior year actuals at the same time

Note: The Statements and accompanying notes are prepared based on all transactions recorded at the time of preparation and may vary due to transactions being processed for the reporting period after the date of preparation.

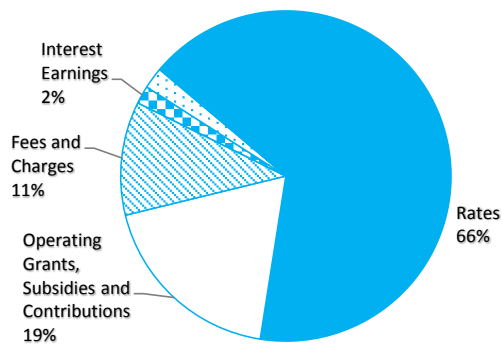
Preparation

Prepared by: Leanne Parola

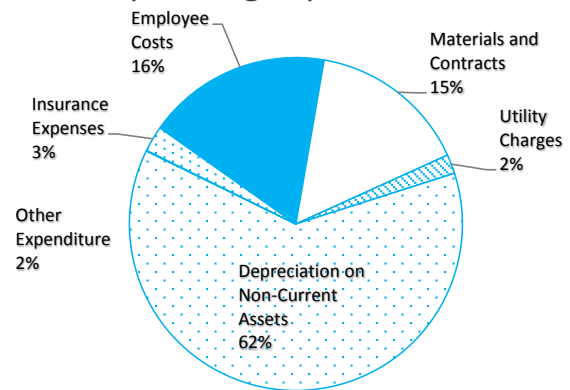
Date Prepared 08 May 2018

**Shire of Coorow
Information Summary
For the Period Ended 30 April 2018**

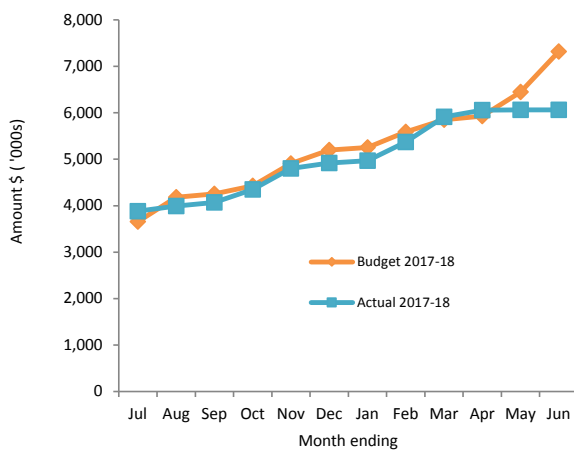
Operating Revenue



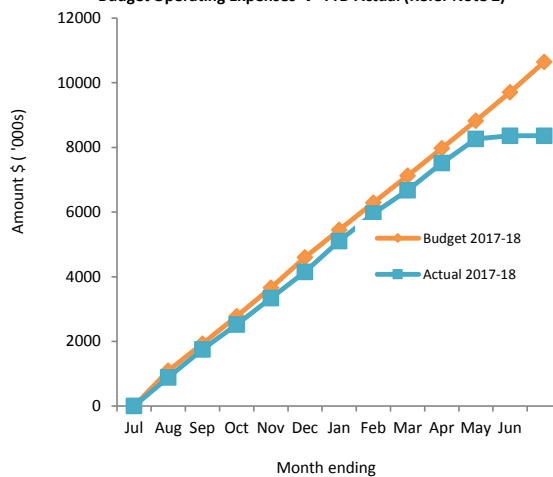
Operating Expenditure



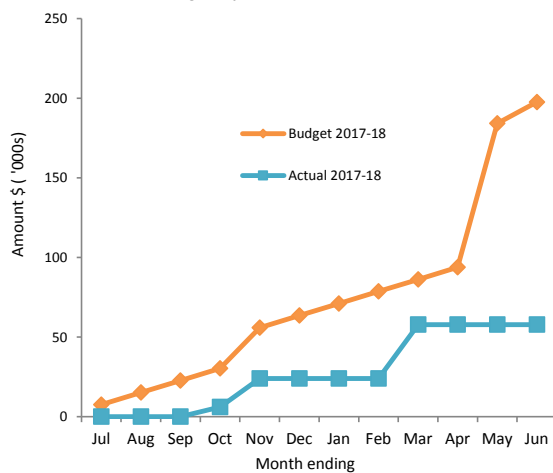
Budget Operating Revenues -v- Actual (Refer Note 2)



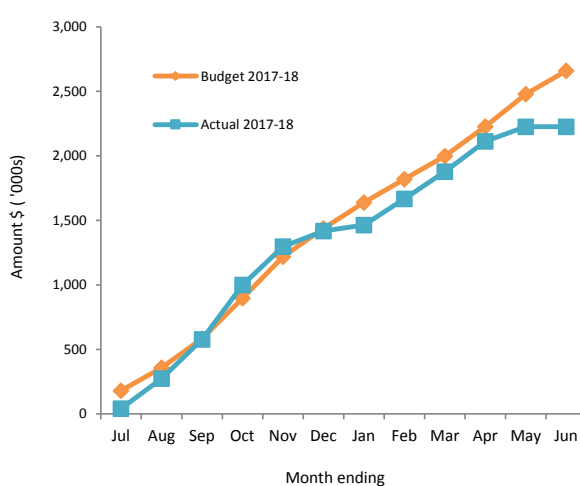
Budget Operating Expenses -v- YTD Actual (Refer Note 2)



Budget Capital Revenue -v- Actual (Refer Note 2)



Budget Capital Expenses -v- Actual (Refer Note 2)



This information is to be read in conjunction with the accompanying Financial Statements and Notes.

SHIRE OF COOROW
STATEMENT OF FINANCIAL ACTIVITY
(Statutory Reporting Program)
For the Period Ended 30 April 2018

	Note	Amended Annual Budget	Amended YTD Budget (a)	YTD Actual (b)	Var. \$ (b)-(a)	Var. % (b)- (a)/(a)	Var.
		\$	\$	\$	\$	%	
Opening Funding Surplus(Deficit)	3	2,030,684	2,030,684	2,030,685	1	0%	
Revenue from operating activities							
Governance		6,900	5,750	6,909	1,159	20%	
General Purpose Funding - Rates	9	3,117,310	3,117,400	3,099,733	(17,667)	(1%)	
General Purpose Funding - Other		767,102	582,496	578,347	(4,149)	(1%)	
Law, Order and Public Safety		74,801	64,630	76,237	11,607	18%	▲
Health		4,194	3,774	5,283	1,510	40%	
Education and Welfare		27,660	23,040	23,723	683	3%	
Housing		92,381	80,241	78,726	(1,515)	(2%)	
Community Amenities		736,050	519,590	317,651	(201,939)	(39%)	▼
Recreation and Culture		297,262	121,019	198,138	77,119	64%	▲
Transport		93,520	90,170	89,045	(1,125)	(1%)	
Economic Services		79,807	66,738	72,981	6,243	9%	
Other Property and Services		175,424	156,864	142,988	(13,876)	(9%)	
		5,472,410	4,831,711	4,689,761	(141,950)	(3%)	
Expenditure from operating activities							
Governance		(573,137)	(491,796)	(457,155)	34,641	7%	
General Purpose Funding		(304,072)	(253,350)	(237,581)	15,769	6%	
Law, Order and Public Safety		(494,205)	(430,476)	(451,430)	(20,954)	(5%)	
Health		(162,995)	(135,740)	(112,816)	22,924	17%	▲
Education and Welfare		(112,989)	(94,030)	(76,979)	17,051	18%	▲
Housing		(13,853)	(11,300)	(119,899)	(108,599)	(961%)	▼
Community Amenities		(830,680)	(644,931)	(556,492)	88,439	14%	▲
Recreation and Culture		(1,722,018)	(1,422,747)	(1,391,269)	31,478	2%	
Transport		(5,561,078)	(4,634,060)	(4,387,102)	246,958	5%	
Economic Services		(284,029)	(228,721)	(159,946)	68,775	30%	▲
Other Property and Services		(587,822)	(479,962)	(315,221)	164,741	34%	▲
		(10,646,876)	(8,827,113)	(8,265,889)	561,224	6%	
Operating activities excluded from budget							
Add back Depreciation		6,051,277	5,042,620	5,137,859	95,239	2%	
Adjust (Profit)/Loss on Asset Disposal	8	8,398	5,320	(4,074)	(9,394)	(177%)	
Adjust Provisions and Accruals		3,442	0	3,620	3,620		
Amount attributable to operating activities		888,650	1,052,538	1,561,277			
Investing Activities							
Non-operating Grants, Subsidies and Contributions	11	1,845,572	1,093,632	1,367,864	274,232	25%	▲
Proceeds from Disposal of Assets	8	76,533	66,780	57,773	(9,007)	(13%)	
Land and Buildings	13	(474,043)	(405,070)	(281,380)	123,690	31%	▲
Infrastructure Assets - Roads	13	(1,857,937)	(1,705,114)	(1,022,589)	682,525	40%	▲
Infrastructure Assets - Other	13	(1,538,535)	(1,261,881)	(437,640)	824,241	65%	▲
Infrastructure Assets - Footpaths	13	(92,400)	(76,990)	0	76,990	100%	▲
Infrastructure Assets - Drainage	13	0	0	(2,643)	(2,643)		
Plant and Equipment	13	(416,546)	(369,888)	(249,753)	120,135	32%	▲
Amount attributable to investing activities		(2,457,356)	(2,658,531)	(568,368)	2,090,163	79%	▲
Financing Activities							
Transfer from Reserves	7	121,043	26,990	0	(26,990)	(100%)	▼
Transfer from Restricted Cash		71,777	71,777	74,504	2,727	(4%)	
Repayment of Debentures	10	(137,203)	(114,320)	(118,986)	(4,666)	(4%)	
Transfer to Reserves	7	(517,596)	(197,440)	(16,059)	181,381	92%	▲
Amount attributable to financing activities		(461,979)	(212,993)	(60,541)	152,452	72%	
Closing Funding Surplus(Deficit)	3	(0)	211,698	2,963,053			

Indicates a variance between Year to Date (YTD) Budget and YTD Actual data as per the adopted materiality threshold.
Refer to Note 2 for an explanation of the reasons for the variance.

This statement is to be read in conjunction with the accompanying Financial Statements and notes.

SHIRE OF COOROW
STATEMENT OF FINANCIAL ACTIVITY
(By Nature or Type)
For the Period Ended 30 April 2018

	Note	Amended Annual Budget	Amended YTD Budget (a)	YTD Actual (b)	Var. \$ (b)-(a)	Var. % (b)-(a)/(a)	Var.
		\$	\$	\$	\$	%	
Opening Funding Surplus (Deficit)	3	2,030,684	2,030,685	2,030,685	0	0%	
Revenue from operating activities							
Rates	9	3,117,310	3,117,400	3,099,733	(17,667)	(1%)	
Operating Grants, Subsidies and Contributions	11	1,674,850	1,094,108	877,021	(217,087)	(20%)	▼
Fees and Charges		551,905	511,032	521,627	10,596	2%	
Interest Earnings		95,764	77,111	82,235	5,124	7%	
Other Revenue		22,581	22,071	98,194	76,123	345%	▲
Profit on Disposal of Assets	8	10,000	10,000	10,951	951	10%	
		5,472,410	4,831,721	4,689,761	(141,960)	(3%)	
Expenditure from operating activities							
Employee Costs		(1,759,051)	(1,415,986)	(1,349,577)	66,409	5%	
Materials and Contracts		(2,223,724)	(1,827,846)	(1,280,538)	547,308	30%	▲
Utility Charges		(230,500)	(191,870)	(154,212)	37,658	20%	▲
Depreciation on Non-Current Assets		(6,051,277)	(5,042,620)	(5,137,859)	(95,239)	(2%)	
Interest Expenses		(10,861)	(9,030)	(5,387)	3,643	40%	
Insurance Expenses		(200,506)	(186,416)	(207,594)	(21,178)	(11%)	▼
Other Expenditure		(152,560)	(138,025)	(123,844)	14,181	10%	▲
Loss on Disposal of Assets	8	(18,398)	(15,320)	(6,877)			
		(10,646,876)	(8,827,113)	(8,265,889)	561,224	6%	
Operating activities excluded from budget							
Add back Depreciation		6,051,277	5,042,620	5,137,859	95,239	2%	
Adjust (Profit)/Loss on Asset Disposal	8	8,398	5,320	(4,074)	(9,394)	(177%)	
Adjust Provisions and Accruals		3,437	0	3,620	3,620		
Amount attributable to operating activities		888,645	1,052,548	1,561,277	508,729		
Investing activities							
Grants, Subsidies and Contributions	11	1,845,572	1,093,632	1,367,864	274,232	25%	▲
Proceeds from Disposal of Assets	8	76,533	66,780	57,773	(9,007)	(13%)	
Land and Buildings	13	(474,043)	(405,070)	(281,380)	123,690	31%	▲
Infrastructure Assets - Roads	13	(1,857,937)	(1,705,114)	(1,022,589)	682,525	40%	▲
Infrastructure Assets - Other	13	(1,538,535)	(1,261,881)	(437,640)	824,241	65%	▲
Infrastructure Assets - Footpaths	13	(92,400)	(76,990)	0	76,990	100%	▲
Infrastructure Assets - Drainage	13	0	0	(2,643)	(2,643)		
Plant and Equipment	13	(416,546)	(369,888)	(249,753)	120,135	32%	▲
Amount attributable to investing activities		(2,457,356)	(2,658,531)	(568,368)	2,090,163	79%	
Financing Activities							
Transfer from Reserves	7	121,043	26,990	0	(26,990)	(100%)	▼
Transfer from Restricted Cash (Unspent Grants)		71,777	71,777	74,504	2,727	(4%)	
Repayment of Debentures	10	(137,199)	(114,320)	(118,986)	(4,666)	(4%)	
Transfer to Reserves	7	(517,596)	(197,440)	(16,059)	181,381	92%	▲
Amount attributable to financing activities		(461,975)	(212,993)	(60,541)	152,452	72%	
Closing Funding Surplus (Deficit)	3	(1)	211,710	2,963,053	2,751,343	1300%	▲

Indicates a variance between Year to Date (YTD) Budget and YTD Actual data as per the adopted materiality threshold.

Refer to Note 2 for an explanation of the reasons for the variance.

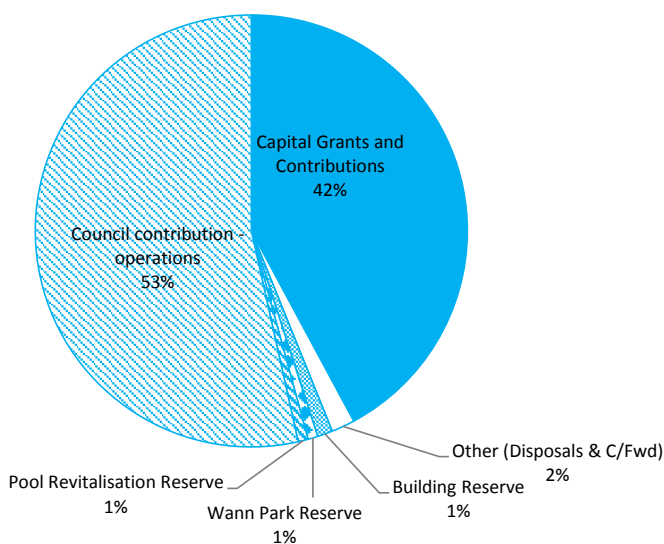
This statement is to be read in conjunction with the accompanying Financial Statements and notes.

SHIRE OF COOROW
STATEMENT OF CAPITAL ACQUISITIONS AND CAPITAL FUNDING
For the Period Ended 30 April 2018

Capital Acquisitions

	Note	YTD Actual New /Upgrade (a)	YTD Actual (Renewal Expenditure) (b)	Amended YTD Budget (d)	Amended Annual Budget	YTD Actual Total (c) = (a)+(b)	Variance (d) - (c)
		\$	\$	\$	\$	\$	\$
Land and Buildings	13	281,380	0	405,070	474,043	281,380	(123,690)
Infrastructure Assets - Roads	13	1,022,589	0	1,705,114	1,857,937	1,022,589	(682,525)
Infrastructure Assets - Other	13	437,640	0	1,261,881	1,538,535	437,640	(824,241)
Infrastructure Assets - Footpaths	13	0	0	76,990	92,400	0	(76,990)
Infrastructure Assets - Drainage	13	2,643	0	0	0	2,643	2,643
Plant and Equipment	13	249,753	0	369,888	416,546	249,753	(120,135)
Capital Expenditure Totals		1,994,005	0	3,818,943	4,379,461	1,994,005	(1,824,938)
Capital acquisitions funded by:							
Capital Grants and Contributions				1,093,632	1,845,572	1,102,143	
Borrowings				0	0	0	
Other (Disposals & C/Fwd)				66,780	76,533	57,773	
Council contribution - Cash Backed Reserves							
Building Reserve				0	50,000	0	
Wann Park Reserve				0	32,390	0	
Pool Revitalisation Reserve					32,848	0	
Council contribution - operations				2,658,531	2,342,118	834,089	
Capital Funding Total				3,818,943	4,379,461	1,994,005	

Budgeted Capital Acquisitions Funding



SHIRE OF COOROW
NOTES TO THE STATEMENT OF FINANCIAL ACTIVITY
For the Period Ended 30 April 2018

Note 1: Significant Accounting Policies

The Shire of Coorow adopts its significant accounting policies at the time of adopting its annual budget. Significant accounting policies are set in relation to the following:

- a) Basis of preparation
- b) Prior year actual balances
- c) Rounding off figures
- d) Comparative figures
- e) Budget comparative figures
- f) Forecast fair value adjustments
- g) Rates, grants, donations & other contributions
- h) Goods and services tax (GST)
- i) Superannuation
- j) Cash and cash equivalents
- k) Trade and other payables
- l) Inventories
- m) Fixed assets
- n) Fair value of assets and liabilities
- o) Financial instruments
- p) Impairment of assets
- q) Trade and other payables
- r) Employee benefits
- s) Borrowing costs
- t) Provisions
- u) Leases
- v) Investments in associates
- x) Interests in joint arrangements
- y) Current and non-current classification

There have been no changes to the Shire of Coorow's significant accounting policies since adopting the 2017/2018 budget.

SHIRE OF COOROW
NOTES TO THE STATEMENT OF FINANCIAL ACTIVITY
For the Period Ended 30 April 2018

Note 2: Explanation of Material Variances

The material variance thresholds are adopted annually by Council as an indicator of whether the actual expenditure or revenue varies from the year to date budget materially.
The material variance adopted by Council for the 2017/18 year is \$10,000 or 10% whichever is the greater.

Reporting Program	Var. \$	Var. %	Var.	Timing/ Permanent	Explanation of Variance
Operating Revenues	\$	%			
Governance	1,159	20%			
General Purpose Funding	(21,816)	(1%)			
Law, Order and Public Safety	11,607	18%	▲	Timing	DFES Operating Grants received
Health	1,510	40%			
Education and Welfare	683	3%			
Housing	(1,515)	(2%)			
Community Amenities	(201,939)	(39%)	▼	Timing	3 Bays Walkway Grant - see capital
Recreation and Culture	77,119	64%	▲	Timing	Grants received before budgeted
Transport	(1,125)	(1%)			
Economic Services	6,243	9%			
Other Property and Services	(13,876)	(9%)			
Operating Expense					
General Purpose Funding	15,769	6%			
Law, Order and Public Safety	(20,954)	(5%)			
Health	22,924	17%	▲	Timing	Admin allocations currently under budget
Education and Welfare	17,051	18%	▲	Timing	Little maintenance done on aged units to date
Housing	(108,599)	(961%)	▼	Timing	Housing allocation settings to be investigated
Community Amenities	88,439	14%	▲	Timing	Tip maintenance, stormwater drainage maintenance, town planning consultants and public toilet maintenance currently underspent
Recreation and Culture	31,478	2%			
Transport	246,958	5%			
Economic Services	68,775	30%	▲	Timing	Building services, promotions, caravan park budgets currently underspent and admin allocations currently under budget
Other Property and Services	164,741	34%	▲	Timing	Overallocation of Public Works Overheads, plant costs under budget
Capital Revenues					
Grants, Subsidies and Contributions	274,232	25%	▲	Timing	Originally budgeted as operating
Proceeds from Disposal of Assets	(9,007)	(13%)			
Capital Expenses					
Land and Buildings	123,690	31%	▲	Timing	Swimming Pool works, Maley Park aircond and Green Head Fire Shed yet to be completed
Infrastructure - Roads	682,525	40%	▲	Timing	Seal works yet to be invoiced
Infrastructure - Other	824,241	65%	▲	Timing	Bulk of Public Open Space, Leeman Water, 3 Bays Walkway works yet to occur
Infrastructure - Footpaths	76,990	100%	▲	Timing	Yet to seek quotations
Plant and Equipment	120,135	32%	▲	Permanent	New truck ordered, will be less than budget
Financing					
Transfer from Reserves	(26,990)	(100%)		Timing	Timing only, will be done in June
Loan Principal Repayments	(4,666)	(4%)			
Transfer to Reserves	181,381	92%	▲	Timing	Timing only, will be done in June

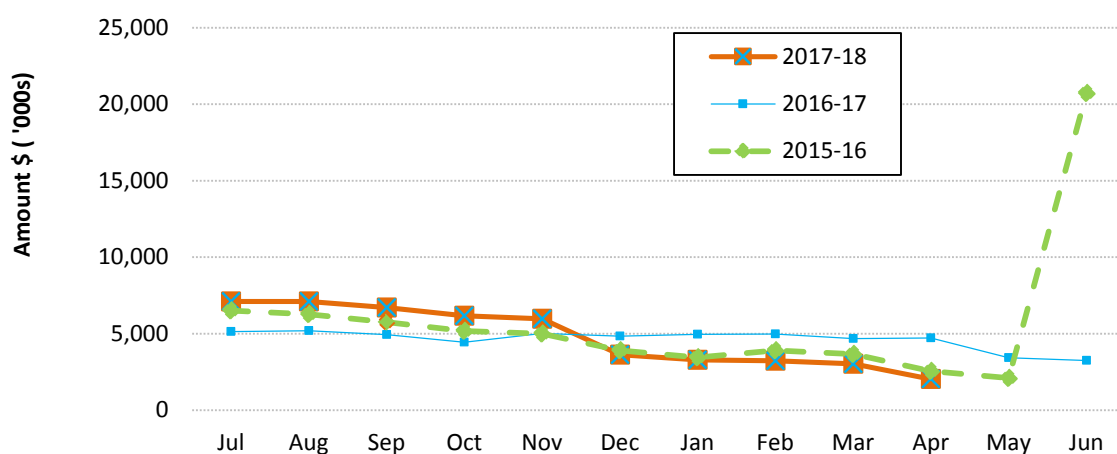
SHIRE OF COOROW
NOTES TO THE STATEMENT OF FINANCIAL ACTIVITY
For the Period Ended 30 April 2018

Note 3: Net Current Funding Position

Positive=Surplus (Negative=Deficit)

		Last Years Closing	This Time Last Year	Current
	Note	30 June 2017	30 Apr 2017	30 Apr 2018
		\$	\$	\$
Current Assets				
Cash Unrestricted	4	2,413,451	2,019,963	3,061,126
Cash Restricted - Conditions over Grants	11	74,504	0	0
Cash Restricted	4	764,634	758,132	780,693
Receivables - Rates	6	162,700	149,056	207,928
Receivables - Other	6	131,319	43,855	74,818
Inventories		14,369	(6,691)	29,890
		3,560,977	2,964,314	4,154,454
Less: Current Liabilities				
Payables		(446,821)	(50,157)	(167,919)
Provisions Loans		(137,203)	(17,147)	(18,217)
Provisions Leave		(416,710)	(393,791)	(416,710)
		(1,000,734)	(461,096)	(602,845)
Less: Cash Reserves	7	(764,634)	(758,132)	(780,693)
Less: Unspent Grants		(74,504)	0	0
Add: Loan Current		137,203	17,147	18,217
Less: SSL Repayments		0	0	0
Add: Leave Reserve		172,378	170,912	175,998
Trust imbalance		0	0	(2,078.15)
Net Current Funding Position		2,030,685	1,933,146	2,963,053

Note 3 - Liquidity Over the Year



Comments - Net Current Funding Position

SHIRE OF COOROW
NOTES TO THE STATEMENT OF FINANCIAL ACTIVITY
For the Period Ended 30 April 2018

Note 4: Cash and Investments

	Unrestricted	Restricted	Trust	Total Amount	Institution
	\$	\$	\$	\$	
(a) Cash Deposits					
Cash At Bank	251,807			251,807	BankWest
Cash At Call - Bank	308,569			308,569	BankWest
Municipal Fund Term Deposits	2,500,000			2,500,000	ME Bank & BankWest
Cash at Reserve - Bank		693		693	BankWest
Reserve Fund Term Deposits		780,000		780,000	ME Bank
Trust Fund Bank			455,663	455,663	BankWest
Petty Cash Float	750			750	
Total	3,061,126	780,693	455,663	4,297,481	

Comments/Notes -

Term Deposit For	Amount	Held With	Interest Rate	Matures
Municipal Fund	250,000	ME Bank	2.80%	12/04/2018
Municipal Fund	250,000	ME Bank	2.75%	13/04/2018
Municipal Fund	250,000	ME Bank	2.70%	29/04/2018
Municipal Fund	250,000	ME Bank	2.70%	12/05/2018
Municipal Fund	250,000	ME Bank	2.65%	20/05/2018
Municipal Fund	250,000	BankWest	2.30%	21/05/2018
Municipal Fund	250,000	ME Bank	2.70%	12/06/2018
Municipal Fund	250,000	ME Bank	2.50%	20/06/2018
Municipal Fund	250,000	ME Bank	2.50%	20/06/2018
Municipal Fund	250,000	ME Bank	2.70%	20/06/2018
	<u>2,500,000</u>			
Reserve Fund	780,000	BankWest	2.30%	13/06/2018

SHIRE OF COOROW
NOTES TO THE STATEMENT OF FINANCIAL ACTIVITY
For the Period Ended 30 April 2018

Note 5: Budget Amendments

Amendments to original budget since budget adoption. Surplus/(Deficit)

Current Budget

Prog	Sub Prog	Description	Non Cash Adjustment	Original Budget	Variation	Current Budget	Amended Budget Running Balance
			\$	\$	\$	\$	\$
		Budget Adoption					-0
		Permanent Changes					
		Opening surplus adjustment			67,267.00		67,267
03	0301	Rates	-2,897,000.94		6,937.00	-2,890,063.94	74,204
03	0302	Other General Purpose Funding	-719,170.00		44,158.00	-675,012.00	118,362
04	0401	Members of Council	156,545.00		0.00	156,545.00	118,362
04	0402	Other Governance	409,692.00		0.00	409,692.00	118,362
05	0501	Fire Prevention	130,740.00		0.00	130,740.00	118,362
05	0502	Animal Control	57,459.00		3,100.00	60,559.00	121,462
05	0503	Other Law, Order & Public Safety	225,045.58		5,847.00	230,892.58	127,309
07	0704	Preventative Services - Inspection/Admin	129,863.05		-48,148.00	81,715.05	79,161
07	0705	Preventative Services - Pest Control	15,092.00		4,000.00	19,092.00	83,161
07	0707	Other Health	93,394.38		-30,400.00	62,994.38	52,761
08	0803	Care of Families and Other Children	14,890.00		0.00	14,890.00	52,761
08	0806	Aged & Disabled - Other	37,289.96		0.00	37,289.96	52,761
08	0807	Other Welfare	51,886.00		0.00	51,886.00	52,761
09	0901	Staff Housing	322,842.00		12,103.00	334,945.00	64,864
09	0902	Other Housing	-6,611.00		0.00	-6,611.00	64,864
10	1001	Sanitation - General	154,546.81		-6,000.00	148,546.81	58,864
10	1002	Sanitation - Other	20,184.00		-7,800.00	12,384.00	51,064
10	1003	Sewerage	14,587.00		0.00	14,587.00	51,064
10	1004	Urban Stormwater Drainage	62,642.68		0.00	62,642.68	51,064
10	1005	Protection of the Environment	96,748.00		-19,271.00	77,477.00	31,793
10	1006	Town Planning & Regional Development	118,841.00		0.00	118,841.00	31,793
10	1007	Other Community Amenities	304,946.16		-65,000.00	239,946.16	-33,207
11	1101	Public Halls and Civic Centre	499,981.23		10,450.00	510,431.23	-22,757
11	1102	Swimming Areas and Beaches	283,082.28		59,152.00	342,234.28	36,395
11	1103	Other Recreation and Sport	1,000,310.23		20,608.00	1,020,918.23	57,003
11	1104	TV & Radio Re-Broadcasting	1,671.00		6,400.00	8,071.00	63,403
11	1105	Libraries	65,098.00		0.00	65,098.00	63,403
11	1107	Other Culture	9,935.00		0.00	9,935.00	63,403
12	1201	Construction - Streets, Roads, Bridges & Depots	1,013,147.04		60,000.00	1,073,147.04	123,403
12	1202	Maintenance - Streets, Roads, Bridges & Depots	5,407,392.98		53,546.32	5,460,939.30	176,949
12	1203	Road Plant Purchases	613,304.00		-200,773.00	412,531.00	-23,824
12	1205	Traffic Control (Vehicle Licensing)	-19,139.00		0.00	-19,139.00	-23,824
12	1206	Aerodromes	10,212.25		0.00	10,212.25	-23,824
13	1301	Rural Services	24,209.00		0.00	24,209.00	-23,824
13	1302	Tourism and Area Promotion	58,146.59		22,350.00	80,496.59	-1,474
13	1303	Building Control	58,370.00		30,000.00	88,370.00	28,526
13	1308	Other Economic Services	138.00		0.00	138.00	28,526
14	1401	Private Works	-20,144.98		0.00	-20,144.98	28,526
14	1402	General Administration Overheads	10,106.95		-10,000.00	106.95	18,526
14	1403	Public Works Overheads	319,048.02		-25,000.00	294,048.02	-6,474
14	1404	Plant Operating Costs	169,971.00		6,473.82	176,444.82	-0
14	1405	Salaries and Wages	0.00		0.00	0.00	-0
			0.00	8,299,292	-67,267	8,232,025	

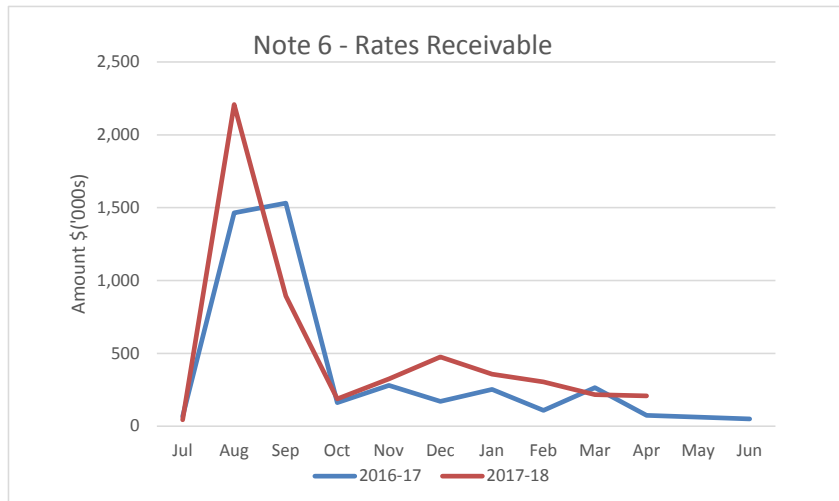
SHIRE OF COOROW
NOTES TO THE STATEMENT OF FINANCIAL ACTIVITY
For the Period Ended 30 April 2018

Note 6: Receivables

Receivables - Rates Receivable	30 Apr 2018	30 June 2017
	\$	\$
Opening Arrears Previous Years	162,700	95,674
Levied this year	3,099,733	3,007,924
<u>Less</u> Collections to date	3,054,504	2,940,899
Equals Current Outstanding	207,928	162,700
Net Rates Collectable	207,928	162,700
% Collected	93.63%	94.76%

Receivables - General	Current	30 Days	60 Days	90+ Days	Totals
	\$	\$	\$	\$	\$
Receivables - General	3,453	219	235	12,090	15,997
Pensioner Rebate Claims					11,888
Balance per Trial Balance					
Sundry Debtors					27,885
Total Receivables General Outstanding					27,885

Amounts shown above include GST (where applicable)



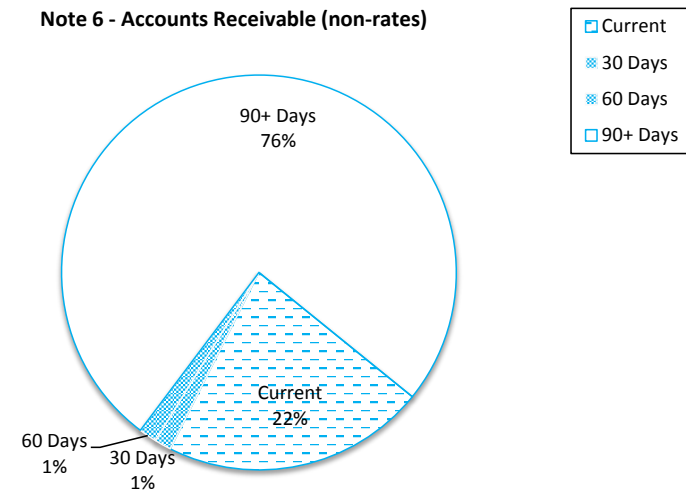
Comments/Notes - Receivables Rates

Levies 2017/2018

Rates (see Note 9) 3,099,733

Totals 3,099,733

Note 6 - Accounts Receivable (non-rates)



Comments/Notes - Receivables General

SHIRE OF COOROW
NOTES TO THE STATEMENT OF FINANCIAL ACTIVITY
For the Period Ended 30 April 2018

Note 7: Cash Backed Reserve

Name	Opening Balance	Amended Budget Interest Earned	Actual Interest Earned	Amended Budget Transfers In (+)	Actual Transfers In (+)	Amended Budget Transfers Out (-)	Actual Transfers Out (-)	Amended Budget Closing Balance	Actual YTD Closing Balance
	\$	\$	\$	\$	\$	\$	\$	\$	\$
Leave Reserve	172,378	3,441	3,620	0	0	0	0	175,819	175,998
Building Reserve	4,044	81	85	200,000	0	(50,000)	0	154,125	4,129
Resource Sharing Reserve	24,285	485	510	0	0	0	0	24,770	24,795
Plant Reserve	410,880	8,202	8,629	150,000	0	0	0	569,082	419,509
Rebroadcasting Reserve	26,456	528	556	0	0	0	0	26,984	27,012
Wann Park Reserve	31,756	634	667	0	0	(32,390)	0	0	32,423
Joint Venture Housing Reserve	59,829	1,194	1,257	19,581	0	(5,805)	0	74,799	61,086
Bowling Club Reserve	2,157	43	45	2,100	0	0	0	4,300	2,203
Road Infrastructure Reserve	0	0	0	113,000	0	0	0	113,000	0
Pool Revitalisation Reserve	32,848	656	690	0	0	(32,848)	0	656	33,538
Tourist Infrastructure Reserve	0	0	0	17,651	0	0	0	17,651	0
	764,634	15,264	16,059	502,332	0	(121,043)	0	1,161,187	780,693

SHIRE OF COOROW
NOTES TO THE STATEMENT OF FINANCIAL ACTIVITY
For the Period Ended 30 April 2018

Note 8: Disposal of Assets

Asset Number	Asset Description	YTD Actual				Amended Budget			
		Net Book Value	Proceeds	Profit	(Loss)	Net Book Value	Proceeds	Profit	(Loss)
		\$	\$	\$	\$	\$	\$	\$	\$
	Plant and Equipment								
3281	2016 FORD RANGER XLT DUAL CAB WITH CANOPY - CW001 - MRS	40,200	33,773		(6,427)	35,398	32,545	0	(2,853)
3283	2016 FORD RANGER PX MKII DUAL CAB CHASSIS 4X4 XL - LEADING HAND CW003					24,907	23,388	0	(1,519)
2975	CW 007 CAT 120M GRADER 2009	0	0			0	0	0	(11,422)
5303	2007 TORO MOWER GM7200	5,213	6,000	787		5,204	2,600	0	(2,604)
2968	CW0044 ISUZU FIRE UNIT WARRADARGE BFB	7,836	18,000	10,164		28,000	18,000	10,000	0
2140	TOSHIBA TECRA R950 NOTEBOOK PC - CR CULLEN	450	0		(450)	0	0	0	0
		53,699	57,773	10,951	(6,877)	93,509	76,533	10,000	(18,398)

SHIRE OF COOROW
NOTES TO THE STATEMENT OF FINANCIAL ACTIVITY
For the Period Ended 30 April 2018

Note 9: Rating Information

	Rate in	Number of Properties	Rateable Value	YTD Actual			Total Revenue	Amended Budget			
				Rate Revenue	Interim Rates	Back Rates		Rate Revenue	Interim Rate	Back Rate	Total Revenue
RATE TYPE	\$		\$	\$	\$	\$	\$	\$	\$	\$	\$
Differential General Rate											
GRV - Townsites	12.0080	728	8,089,906	971,436	3,647	0	975,083	971,396	525	0	971,921
UV - Agricultural	1.5920	201	121,966,000	1,941,699	(3,024)	0	1,938,675	1,941,699	0	0	1,941,699
UV - Mining	16.0764	15	608,022	97,748	3,312	0	101,060	97,748	0	0	97,748
UV - Mining Exploration	11.5831	5	19,459	2,254	0	0	2,254	2,254	0	0	2,254
Sub-Totals		949	130,683,387	3,013,137	3,935	0	3,017,072	3,013,097	525	0	3,013,622
Minimum Payment	Minimum										
	\$										
GRV - Townsites	815.00	202	903,122	164,630	0	0	164,630	165,445	0	0	165,445
UV - Agricultural	815.00	9	106,800	7,335	0	0	7,335	7,335	0	0	7,335
UV - Mining	815.00	10	63,750	8,150	0	0	8,150	8,150	0	0	8,150
UV - Mining Exploration	300.00	5	5,123	1,500	0	0	1,500	1,500	0	0	1,500
Sub-Totals		226	1,078,795	181,615	0	0	181,615	182,430	0	0	182,430
		1,175	131,762,182	3,194,752	3,935	0	3,198,687	3,195,527	525	0	3,196,052
Movement in Excess Rates							(19,566)				0
Discounts							(90,132)				(90,132)
Amount from General Rates							3,088,988				3,105,920
Write Offs							(233)				(500)
Ex-Gratia Rates							10,978				11,890
Totals							3,099,733				3,117,310

Comments - Rating Information

(0)

SHIRE OF COOROW
NOTES TO THE STATEMENT OF FINANCIAL ACTIVITY
For the Period Ended 30 April 2018

Note 10: Information on Borrowings

(a) Debenture Repayments

Particulars	01 Jul 2017	New Loans	Principal Repayments		Principal Outstanding		Interest Repayments	
			Amended		Amended		Amended	
			Actual	Budget	Actual	Budget	Actual	Budget
			\$	\$	\$	\$	\$	\$
Housing								
Loan 79 - Tuart Street House	23,627	0	11,655	23,627	11,972	0	712	1,233
Loan 88 - Morcombe Street House	147,636	0	72,484	72,483	75,152	75,153	2,577	5,992
Loan 89 - Brand Street Houses	73,842	0	28,829	28,829	45,013	45,013	1,546	2,766
Recreation & Culture								
Loan 87 - Maley Park	12,264	0	6,019	12,264	6,245	0	552	870
	257,369	0	118,987	137,203	138,382	120,166	5,387	10,861

All debenture repayments were financed by general purpose revenue.

(b) New Debentures

No new debentures were raised during the reporting period.

SHIRE OF COOROW
NOTES TO THE STATEMENT OF FINANCIAL ACTIVITY
For the Period Ended 30 April 2018

Note 11: Grants and Contributions

	Grant Provider	Type	Opening Balance (a)	Amended Operating Capital	YTD Budget	Annual Budget (d)	Post Variations (e)	Expected (d)+(e)	YTD Actual Revenue (c)	Unspent Grant (a)+(b)+(c)
			\$	\$	\$				\$	\$
General Purpose Funding										
RATES - Reimbursement of Debt Collection Costs	Ratepayers	Operating	0	10,250	0	8,540	10,250	10,250	988	0
GEN PUR - Commissions	BankWest	Operating	0	1,000	0	830	1,000	1,000	557	0
GEN PUR - Financial Assistance Grant - General	WALGGC	Operating	0	407,327	0	305,496	407,327	407,327	305,495	0
GEN PUR - Financial Assistance Grant - Roads	WALGGC	Operating	0	246,251	0	184,689	246,251	246,251	184,688	0
Governance										
MEMBERS - Reimbursements	Green Head Community Assn	Operating - Tied	0	6,900	0	5,750	6,900	6,900	6,909	(6,909)
Law, Order and Public Safety										
FIRE - Grants		Operating - Tied	0	3,128	0	2,600	3,128	3,128	0	0
OLOPS - ESL Admin Fee/Commission	Dept. of Fire & Emergency Serv.	Operating	0	4,000	0	4,000	4,000	4,000	4,000	0
OLOPS - ESL Operating Grant	Dept. of Fire & Emergency Serv.	Operating - Tied	0	52,841	0	44,030	52,841	52,841	56,649	(78,021)
OLOPS - ESL Operating Grant	Dept. of Fire & Emergency Serv.	Non-operating	0	0	40,000	33,330	40,000	40,000	0	(5,948)
OLOPS - ESL Capital Grant	Dept. of Fire & Emergency Serv.	Non-operating	0	0	137,000	137,000	137,000	137,000	136,688	(136,688)
Health										
OTH HEALTH - Reimbursements	North Midlands Health Service	Operating - Tied	0	1,000	0	830	1,000	1,000	1,285	(1,285)
Welfare & Education										
AGED OTHER - Reimbursements	Tenants	Operating - Tied	0	400	0	330	400	400	622	(622)
WELFARE - Contributions & Donations	Green Head Mens Shed	Non-operating	0	0	72,555	60,460	72,555	72,555	73,693	(73,693)
Housing										
STF HOUSE - Staff Rental Reimbursements	Tenants	Operating - Tied	0	0	0	0	0	0	0	0
OTHER HOUSE - Contributions & Donations	Tenants	Operating - Tied	0	0	0	0	0	0	0	0
Community Amenities										
ENVIRON - Grants	LotteryWest, MWDC, NACC	Operating - Tied	14,525	429,500	0	214,750	429,500	429,500	10,000	(36,060)
PLAN - Grants		Operating - Tied	56,818	0	0	0	0	0	0	(52,123)
COM AMEN - Grants		Non-operating	3,161	0	3,727	3,100	3,727	3,727	0	(23,535)
Recreation and Culture										
HALLS - Reimbursements		Operating - Tied	0	1,650	0	1,560	1,650	1,650	1,650	(1,650)
HALLS - Grants		Operating - Tied	0	0	0	0	0	0	1,921	(1,921)
HALLS - Community Buildings Hire		Operating - Tied	0	1,000	0	830	1,000	1,000	808	(808)
SWIM AREAS - Grants		Operating - Tied	0	32,000	0	32,000	32,000	32,000	32,000	(52,141)
REC - Contributions & Donations		Operating - Tied	0	63,479	0	63,479	63,479	63,479	63,488	(129,090)
REC - Contributions & Donations		Non-operating	0	0	495,939	0	495,939	495,939	0	(26,076)
REC - Reimbursements - Other Recreation		Operating - Tied	0	1,800	0	1,500	1,800	1,800	2,625	(2,625)
REC - Grants		Operating - Tied	0	172,360	0	0	172,360	172,360	0	(62,753)
REC - Grants		Non-operating	0	0	39,511	36,681	39,511	39,511	103,904	(103,904)
LIB - Reimbursements Lost Books		Operating	0	20	0	10	20	20	13	(13)

SHIRE OF COOROW
NOTES TO THE STATEMENT OF FINANCIAL ACTIVITY
For the Period Ended 30 April 2018

Note 11: Grants and Contributions

	Grant Provider	Type	Opening Balance (a)	Amended Budget Operating	Capital	YTD Budget	Annual Budget (d)	Post Variations (e)	Expected (d)+(e)	YTD Actual Revenue (c)	Unspent Grant (a)+(b)+(c)	
				\$	\$	\$				\$	\$	
Transport												
ROADC - Regional Road Group Grants (MRWA)	Main Roads WA	Non-operating	0	0	524,667	419,734	524,667		524,667	419,734	(458,447)	(38,714)
ROADC - Roads to Recovery Grant	Regional Road Group	Non-operating	0	0	475,523	346,677	475,523		475,523	311,417	(282,531)	28,886
ROADM - Street Lighting Subsidy		Non-operating	0	0	0	0	0		0	0	0	0
ROADM - Direct Road Grant (MRWA)		Operating	0	73,520	0	73,520	73,520		73,520	73,520	0	0
LICENSING - Transport Licensing Commission		Operating	0	20,000	0	16,660	20,000		20,000	12,637	0	0
Economic Services												
RURAL - Contributions & Donations		Operating - Tied	0	1,000	0	830	1,000		1,000	0	(1,938)	0
TOUR - Grants		Non-operating	0	0	56,650	56,650	56,650		56,650	56,707	(44,297)	12,410
BUILD - Building Officer Charge Out Income		Operating - Tied	0	7,000	0	5,830	7,000		7,000	-112	0	0
ADMIN - Reimbursements		Operating - Tied	0	9,950	0	8,290	9,950		9,950	12,120	(12,120)	0
ADMIN - Other Income Relating to Administration		Operating - Tied	0	4,000	0	3,330	4,000		4,000	29	(29)	0
ADMIN - Admin Rebates		Operating	0	0	0	0	0		0	3,420	0	0
PWO - Long Service Leave Recoup		Operating - Tied	0	25,000	0	25,000	25,000		25,000	25,278	(25,278)	0
PWO - Other Reimbursements		Operating - Tied	0	200	0	160	200		200	457	(457)	0
POC - Reimbursements		Operating - Tied	0	39,274	0	39,274	39,274		39,274	40,865	(40,865)	0
POC - Fuel Tax Credits Grant Scheme		Operating - Tied	0	40,000	0	33,330	40,000		40,000	33,575	(33,575)	0
SAL - Reimbursement - Workers Compensation		Operating - Tied	0	20,000	0	16,660	20,000		20,000	1,534	(1,534)	0
TOTALS			74,504	1,674,850	1,845,572	2,187,740	3,520,422	0	3,520,422	1,979,164	(1,696,936)	2,583
SUMMARY												
Operating	Operating Grants, Subsidies and Contributions		0	762,368	0	593,745	762,368	0	762,368	585,318	(13)	0
Operating - Tied	Tied - Operating Grants, Subsidies and Contributions		71,343	912,482	0	1,024,520	912,482	0	912,482	291,702	(541,804)	0
Non-operating	Non-operating Grants, Subsidies and Contributions		3,161	0	1,845,572	1,093,632	1,845,572	0	1,845,572	1,102,143	(1,155,119)	2,583
TOTALS			74,504	1,674,850	1,845,572	2,711,897	3,520,422	0	3,520,422	1,979,164	(1,696,936)	2,583

SHIRE OF COOROW
NOTES TO THE STATEMENT OF FINANCIAL ACTIVITY
For the Period Ended 30 April 2018

















Note 12: Trust Fund

Funds held at balance date over which the Shire has no control and which are not included in this statement are as follows:

Description	Opening Balance 01 Jul 2017	Amount Received	Amount Paid	Closing Balance 30/04/2018
	\$	\$	\$	\$
BCTIF	100	11,977	(11,624)	452
Building Services Levy	0	9,600	(9,209)	391
DOT Licencing	0	333,150	(331,072)	2,078
Standpipe Cards	2,380	210	0	2,590
Leeman Ratepayers Association	5,976	0	0	5,976
Kerbing/Footpath Bonds	14,100	0	(500)	13,600
Coorow Volunteer Bush Fire Brigade	2,025	0	0	2,025
Coorow Number Plates	0	300	0	300
Green Head Number Plates	0	100	0	100
Leeman Number Plates	0	200	0	200
Refuse Site Key	400	0	(200)	200
Nomination Deposits	0	480	(480)	0
Other Bonds	534,681	3,621	(102,930)	435,372
	559,662	359,638	(456,016)	463,284



























SHIRE OF COOROW
NOTES TO THE STATEMENT OF FINANCIAL ACTIVITY
For the Period Ended 30 April 2018

Note 13: Capital Acquisitions

Assets	Account	YTD Actual			Amended Budget			Strategic Reference / Comment
		New/Upgrade	Renewal	Total YTD	Annual Budget	YTD Budget	YTD Variance	
		\$	\$	\$	\$	\$	\$	
 Level of completion indicator, please see table at the end of this note for further detail.								
Buildings								
Law, Order & Public Safety								
 OLOPS - Building (Capital)	4050310	5,948	0	5,948	43,100	35,920	(29,972)	GH Fire Shed - ongoing
Law, Order & Public Safety Total		5,948	0	5,948	43,100	35,920	(29,972)	
Health								
 OTH HEALTH - Building (Capital)	4070710	(0)	5,182	5,182	5,000	4,160	1,022	Medical Centre Carpet -
Health Total		(0)	5,182	5,182	5,000	4,160	1,022	
Education & Welfare								
 WELFARE - Building (Capital)	4080710	81,128	0	81,128	77,516	64,580	16,548	GH Mens Shed - complet
Education & Welfare Total		81,128	0	81,128	77,516	64,580	16,548	
Housing								
 STF HOUSE - Land & Building (Capital)	4090110	54,795	0	54,795	55,500	46,230	8,565	Complete
 OTHER HOUSE - Building (Capital)	4090210	11,134	0	11,134	20,500	17,080	(5,946)	Spain St aircond to go
Housing Total		65,929	0	65,929	76,000	63,310	2,619	
Community Amenities								
 COM AMEN - Building (Capital)	4100710	26,293	0	26,293	26,992	22,480	3,813	LE Foreshore Toilets, ligh
Community Amenities Total		26,293	0	26,293	26,992	22,480	3,813	
Recreation And Culture								
 HALLS - Building (Capital)	4110110	13,800	0	13,800	66,850	64,740	(50,940)	Mpark aircond to go
 SWIM AREAS - Building (Capital)	4110210	52,141	0	52,141	152,000	126,670	(74,529)	Redev underway
 REC - Other Rec Facilities Building (Capital)	4110310	4,227	0	4,227	0	0	4,227	Bowling Club Carpet corr
 TV RADIO - Land & Building (Capital)	4110410	6,409	0	6,409	6,400	6,400	9	G/H Tower Fencing com
Recreation And Culture Total		76,578	0	76,578	225,250	197,810	(121,232)	
Transport								
 ROADC - Land & Building (Capital)	4120110	10,095	0	10,095	10,000	8,330	1,765	G/H Depot Toilet
Transport Total		10,095	0	10,095	10,000	8,330	1,765	
Other Property & Services								
 ADMIN - Building (Capital)	4140210	10,226	0	10,226	10,185	8,480	1,746	Leeman Admin Solar con
Other Property & Services Total		10,226	0	10,226	10,185	8,480	1,746	
Buildings Total		276,198	5,182	281,380	474,043	405,070	(123,690)	
Footpaths								
Transport	4120170	0	0	0	92,400	76,990	(76,990)	
 Grigson Street Footpath	FC106	0	0	0	0	0	0	Quotes to be sought
 Morcombe Street, Green Head Footpath	FC108	0	0	0	0	0	0	Quotes to be sought
 Morcombe Road, Leeman Footpath	FC109	0	0	0	0	0	0	Quotes to be sought
Transport Total		0	0	0	92,400	76,990	(76,990)	
Footpaths Total		0	0	0	92,400	76,990	(76,990)	














SHIRE OF COOROW
NOTES TO THE STATEMENT OF FINANCIAL ACTIVITY
For the Period Ended 30 April 2018

Note 13: Capital Acquisitions

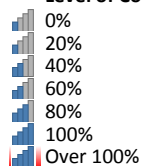
Assets	Account	YTD Actual			Amended Budget			Strategic Reference / Comment
		New/Upgrade	Renewal	Total YTD	Annual Budget	YTD Budget	YTD Variance	
		\$	\$	\$	\$	\$	\$	
Plant & Equipment (inc Furniture)								
Law, Order & Public Safety								
 OLOPS - Plant & Equipment (Capital)	4050330	0	136,688	136,688	136,688	136,688	(0)	Fire Truck complete
Law, Order & Public Safety Total		0	136,688	136,688	136,688	136,688	(0)	
Recreation And Culture								
 HALLS - Plant & Equipment (Capital)	4110130	0	8,073	8,073	5,000	4,160	3,913	Ovens complete
Recreation And Culture Total		0	8,073	8,073	5,000	4,160	3,913	
Transport								
 PLANT - Plant & Equipment (Capital)	4120330	39,343	32,306	71,649	246,986	205,820	(134,171)	Truck/trailer to come
Transport Total		39,343	32,306	71,649	246,986	205,820	(134,171)	
Other Property & Services								
 ADMIN - Plant and Equipment (Capital)	4140230	0	33,343	33,343	27,872	23,220	10,123	Server - complete
Other Property & Services Total		0	33,343	33,343	27,872	23,220	10,123	
Plant & Equipment Total		39,343	210,410	249,753	416,546	369,888	(120,135)	
Infrastructure Assets - Roads								
Transport								
 Central Street (Capital) Council Funded	RC079	261		261	0	0	261	Complete
 Long Street (Capital) Council Funded	RC085	20,508		20,508	153,055	153,055	(132,547)	Seal to be invoiced
 Grigson Street (Capital) Council Funded	RC106	23,020		23,020	23,956	23,956	(936)	Complete
 Morcombe Street, Green Head (Capital) Council Funded	RC108	15,956		15,956	16,594	16,594	(638)	Complete
 Morcombe Road, Leeman (Capital) Council Funded	RC109	11,289		11,289	10,900	10,900	389	Complete
 Quandong Place (Capital) Council Funded	RC119	28,200		28,200	28,472	28,472	(272)	Complete
 South Waddy Road (Capital) Council Funded	RC005	41,844		41,844	111,221	111,221	(69,377)	
 Waddy Forest Road (Capital) Council Funded	RC013	51,280		51,280	52,000	52,000	(720)	Complete
 Davies Road (Capital) Council Funded	RC015	697		697	4,924	0	697	Complete
 McPartland Road (Capital) Council Funded	RC023	75,809		75,809	108,997	0	75,809	Complete
 Teasdale Road (Capital) Council Funded	RC026	0		0	0	0	0	
 Mazza Road (Capital) Council Funded	RC028	0		0	37,979	0	0	
 Campbell White Road (Capital) Council Funded	RC052	12,073		12,073	12,520	11,600	473	Complete
 Tootbardi Road (Capital) Black Spot	RBS027	674		674	0	0	674	Complete
 Launer Road (Capital) R2R	R2R006	95,292		95,292	152,393	152,393	(57,101)	Extend seal
 Thomas Road (Capital) R2R	R2R014	97,453		97,453	111,416	111,416	(13,963)	Complete
 Willmott Road (Capital) R2R	R2R093	70,406		70,406	69,853	69,853	553	Complete
 Coorow-Greenhead Road West (Capital) R2R	R2R162	494		494	0	0	494	Complete
 Wubin-Gunyidi Road (Capital) R2R	R2R165	18,886		18,886	164,090	164,090	(145,203)	Underway
 Buntine-Marchagee Road (Capital) RRG	RRG002	177,100		177,100	314,520	314,520	(137,420)	Seal to be invoiced
 Coorow-Greenhead Road East (Capital) RRG	RRG161	52,999		52,999	240,751	240,751	(187,752)	Seal to be invoiced
 Coorow-Greenhead Road West (Capital) RRG	RRG162	228,349		228,349	244,294	244,294	(15,945)	Seal to be invoiced
Transport Total		1,022,589	0	1,022,589	1,857,937	1,705,114	(682,525)	
Infrastructure Roads Total		1,022,589	0	1,022,589	1,857,937	1,705,114	(682,525)	

SHIRE OF COOROW
NOTES TO THE STATEMENT OF FINANCIAL ACTIVITY
For the Period Ended 30 April 2018

Note 13: Capital Acquisitions

Assets	Account	YTD Actual			Amended Budget			Strategic Reference / Comment
		New/Upgrade	Renewal	Total YTD	Annual Budget	YTD Budget	YTD Variance	
		\$	\$	\$	\$	\$	\$	
Infrastructure Assets - Drainage								
Transport								
 Central Street Drainage (Capital)	DC079	2,643		2,643	0	0	2,643	Complete
Transport Total		2,643	0	2,643	0	0	2,643	
 Infrastructure Assets - Drainage Total		2,643	0	2,643	0	0	2,643	
Other Infrastructure								
Community Amenities								
 SAN - Infrastructure Other (Capital)	4100180	0	0	0	21,364	0	0	Tr Station Concrete
 ENVIRON - Infrastructure Other (Capital)	4100580	36,060	0	36,060	488,950	407,460	(371,400)	3 Bays underway
 COM AMEN - Infrastructure Other (Capital)	4100780	23,535	0	23,535	46,216	38,510	(14,975)	Cemetery underway
Community Amenities Total		59,595	0	59,595	556,530	445,970	(386,375)	
Recreation And Culture								
 REC - Infrastructure Parks & Gardens (Capital)	4110370	11,924	0	11,924	235,834	196,530	(184,606)	Lot 601 G/Head underw
 REC - Infrastructure Other (Capital)	4110380	50,470	0	50,470	50,000	0	50,470	
 Leeman Foreshore Infrastructure (Capital)	OC004	74,098	0	74,098	204,177	170,150	(96,052)	Underway
 Wann Park Infrastructure (Capital)	OC035	62,753	0	62,753	256,423	213,660	(150,907)	Underway
 Coorow Skate Park (Capital)	OC036	4,250	0	4,250	39,906	39,906	(35,656)	Underway
 Morphett Park Infrastructure (Capital)	OC042	1,162	0	1,162	22,575	22,575	(21,413)	Complete
 Leeman Bowling Club Infrastructure (Capital)	OC100	129,090	0	129,090	129,090	129,090	0	Complete
Recreation And Culture Total		333,747	0	333,747	938,005	771,911	(438,164)	
Other Property & Services								
 TOUR - Infrastructure Other (Capital)	4130280	44,297	0	44,297	44,000	44,000	297	Milligan Island complete
Other Property & Services Total		44,297	0	44,297	44,000	44,000	297	
Other Infrastructure Total		437,640	0	437,640	1,538,535	1,261,881	(824,241)	
Capital Expenditure Total		1,778,414	215,592	1,994,005	4,379,461	3,818,943	(1,824,938)	

Level of Completion Indicators



Percentage YTD Actual to Annual Budget
Expenditure over budget highlighted in red.

11.3.3 SCHEDULE OF FEES AND CHARGES – 2018/2019 DRAFT BUDGET

AUTHOR	Leanne Parola
DISCLOSURE OF INTEREST	Nil
DATE OF REPORT	24 April 2018
ATTACHMENT	2018/2019 Schedule of Fees & Charges
FILE	TBC – Budget 2018/2019

SUMMARY:

As part of the 2018/2019 Budget preparation process, Council is requested to adopt its Schedule of Fees and Charges for 2018/2019.

BACKGROUND:

Each year, Council is required to adopt its Schedule of Fees and Charges. Council is only able to charge those items that appear in the Schedule. It is, therefore, crucial that increases to discretionary items determined by Council are considered as part of the Budget process. Likewise, items that are charged by Council under other relevant legislation need to be checked to ensure that the legislated figures have not changed.

COMMENT:

Councillors are requested to adopt the proposed Fees and Charges for 2018/2019.

A summary of the changes proposed is provided below:

- Minor increases to sale of publications, printing, photocopying etc
- Minor increase to cost of property enquires/orders/requisitions
- Minor increase to cost of microchipping dogs and cats, daily sustenance and other non-statutory related Ranger Services fees
- Removal of concession for pensioners to microchip dogs and cats
- Minor increases to hire of premises and housing rent (where allowed)
- Minor increases to discretionary Food Act Registration Fees and other permits/applications
- Minor increases to rubbish and tipping fees and charges
- Minor increases to hire of community & recreation facilities, season tickets and sporting club fees
- Minor increases to commercial leases (where allowed)
- Minor increase to weekly stay at Caravan Park
- Minor increase in standpipe charges
- Removal of Manager Regulatory Services hourly rate
- Minor increase in Ranger Services hourly rate and private works charges

The minor increases proposed are based on 2.5% (rounded) as per the Long Term Financial Plan.

STATUTORY ENVIRONMENT:

Local Government Act 1995

6.2. *Local government to prepare annual budget*

6.19 *Local government to give notice of fees and charges*

STRATEGIC IMPLICATIONS:

Nil

POLICY IMPLICATIONS:

Nil

PUBLIC CONSULTATION:

Nil

FINANCIAL IMPLICATIONS:

For inclusion in Council's 2018/2019 Budget

VOTING REQUIREMENTS:

Absolute Majority

OFFICER RECOMMENDATION/RESOLUTION:

2018/052

Moved: Cr Jack

Seconded: Cr Sims

That:

- 1. The Fees and Charges as set out in the attached Schedule of Fees and Charges for 2018/2019 be adopted, subject to removing the fee for "Where Occupier Does Not Maintain Garden" and amending the fee for Green Head/Leeman Seniors lolly day to \$16.00 per session**
- 2. The Chief Executive Officer give local public notice of the intention to impose fees and charges from 1 July 2018 as required by section 6.19 of the Local Government Act 1995.**

**CARRIED 7/0
Absolute Majority**

SHIRE OF COOROW 2018/2019 FEES AND CHARGES

			Fee/Charge	Authority to set Fee	GL
<u>GOVERNANCE</u>					
<u>Freedom of Information</u>					
Application Fee		\$	30.00	Set by FOI Regs 1993	3140235
Charge for Staff Member's Time Dealing with Application	per hour (pro rata)	\$	30.00	Set by FOI Regs 1993	3140235
Charge for Access Time Supervised by Staff Member	per hour (pro rata)	\$	30.00	Set by FOI Regs 1993	3140235
Photocopy charges - staff time	per hr (pro rata)	\$	30.00	Set by FOI Regs 1993	3140235
Photocopy charges	per page	\$	0.20	Set by FOI Regs 1993	3140235
Charge for time taken by staff to transcribe data between media	per hour (pro rata)	\$	30.00	Set by FOI Regs 1993	3140235
Charge for duplicating a tape, film or computer information			actual cost	Set by FOI Regs 1993	3140235
Charge for delivery, packaging and postage			actual cost	Set by FOI Regs 1993	3140235
<u>GENERAL PURPOSE FUNDING</u>					
<u>Rates</u>					
Late Payment Penalty Interest			11%	Council in accordance with LGA 6.13	3030145
Instalment Option Interest			5.5%	Council in accordance with LGA 6.45	3030146
Instalment Option Admin Fee	per instalment	\$	6.00	Council in accordance with LGA 6.45	3030120
Enquiries/Orders/Requisitions Fee		\$	79.00	Council	3030121
Dishonoured Cheque Processing Fee			actual cost	Council	3030201
<u>Sale of Council Publications</u>					
Electoral Roll (email pdf)	each	\$	27.00	Subject to LGA Admin Reg 29B	3030221
Rate Book (email pdf)	each	\$	100.00	Subject to LGA Admin Reg 29B	3030220
Agendas/Minutes (email pdf)	each	\$	16.00	Council	3030221
Municipal Heritage Register (unbound)		\$	53.00	Council	3030220
Building Approval Statistics (email pdf)	per annum	\$	95.00	Subject to LGA Admin Reg 29B	3030220
<u>Printing/Photocopying/Faxing</u>					
<u>Black only</u>					
Photocopying per single sheet A4 Black and White	each	\$	0.65	Council	3030220
Photocopying per double side A4 Black and White	each	\$	1.15	Council	3030220
Photocopying per single sheet A3 Black and White	each	\$	1.05	Council	3030220
Photocopying per double side A3 Black and White	each	\$	2.05	Council	3030220
<u>Colour</u>					
Photocopying per single sheet A4 Colour	each	\$	1.55	Council	3030220
Photocopying per double side Colour	each	\$	3.10	Council	3030220
Photocopying per single sheet A3 Colour	each	\$	2.60	Council	3030220
Photocopying per double side A3 Colour	each	\$	5.15	Council	3030220
<u>Facsimile</u>					
Facsimile (outgoing) per minute - 1page	each	\$	3.40	Council	3030220
Facsimile (outgoing) Additional pages	each	\$	3.40	Council	3030220
Facsimile (incoming) - 1 page	each	\$	3.40	Council	3030220

SHIRE OF COOROW 2018/2019 FEES AND CHARGES

			Fee/Charge	Authority to set Fee	GL
<u>LAW, ORDER, PUBLIC SAFETY</u>					
Animal Control					
Microchipping of Dogs and Cats	per animal	\$	62.00	Council	3050235
Registration of Cats (initial grant and renewal)	per annum	\$	20.00	Cat Regs 2012	3050221
	3 year period	\$	42.50	Cat Regs 2012	3050221
	lifetime	\$	100.00	Cat Regs 2012	3050221
Concessional annual rate if registered after 31 May up to 31 October	per annum	\$	10.00	Cat Regs 2012	3050221
Concessional Rates - Eligible Pensioners can claim a 50% discount					
Note: Registration of a breeding cat must be a lifetime registration					
Registration of Dogs					
Dangerous dog (sterilised or unsterilised)	per annum	\$	50.00	Dog Regs 2013	3050221
Unsterilised	per annum	\$	50.00	Dog Regs 2013	3050221
	3 year period	\$	120.00	Dog Regs 2013	3050221
	lifetime	\$	250.00	Dog Regs 2013	3050221
Sterilised	per annum	\$	20.00	Dog Regs 2013	3050221
	3 year period	\$	42.50	Dog Regs 2013	3050221
	lifetime	\$	100.00	Dog Regs 2013	3050221
Concessional Rates - Eligible Pensioners can claim a 50% discount					
Guide dogs			nil	Dog Regs 2013	3050221
Dogs used for droving or tending stock			*	Dog Regs 2013	3050221
Dogs owned by pensioners			**	Dog Regs 2013	3050221
Foxhounds, bona fide kept together in a kennelled pack of >= 10	per pack	\$	40.00	Dog Regs 2013	3050221
Registration after 31 May in any year			**	Dog Regs 2013	3050221
Dogs kept in an approved kennel, where not otherwise registered	per establishment	\$	200.00	Dog Regs 2013	3050221
State Emergency Services tracker dogs		\$	1.00	Dog Regs 2013	3050221
* 25% of fee otherwise payable ** 50% of fee otherwise payable					
Seizure & Impounding of Animal		\$	123.00	Council	3050240
Daily Sustenance	per animal	\$	22.50	Council	3050220
Surrender and/or Destruction of Dog/Cat		\$	121.00	Council	3050222
Hire of Dog Barking Collar	per week	\$	32.00	Council	3050235
Replacement of Dog/Cat Licence Tag		\$	4.20	Council	3050235
Replacement of Dog/Cat Name Tag		\$	4.20	Council	3050235
Inspection of Register		\$	3.00	Council	3050235
Certified copy of an entry in the register		\$	6.00	Council	3050235
Daily Sustenance - Livestock		\$	22.50	Council	3050220
Impounding of Cattle, Horses, Pigs and the like *		\$	236.00	Council	3050240
Impounding of Sheep, Goats and the like #		\$	72.00	Council	3050240
* with an additional charge of \$2.20 per km for each km that each animal needs to be driven to a pound after the first km plus a daily charge of \$22.00 per day after the first day					
# with an additional charge of \$2 per km for each km that each animal needs to be driven to a pound after the first km plus a daily charge of \$5.00 per day after the first day.					

SHIRE OF COOROW 2018/2019 FEES AND CHARGES

			Fee/Charge	Authority to set Fee	GL
Impounding Fees - Vehicles					
Towing Fee	per km	\$	2.20	Council	3050340
Holding Fee	per day	\$	12.00	Council	3050340
<u>HEALTH</u>					
Coorow Medical Centre					
Professional Hiring of Premises Fee	per day	\$	42.00	Council	30704735
Treatment of Sewage and Disposal of Effluent and Liquid Waste					
Application Fee for the Approval of an Apparatus		\$	118.00	Health (Treatment of Sewage and Disposal of	3070420
Issuing Fee for a 'Permit to Use an Apparatus'		\$	118.00	Effluent and Liquid Waste) Regulations 1974	3070420
Premises Serving Food					
Food Act Registration Fee (as resolved by Council)	per premises, per annur	\$	58.00	Council	3070421
Offensive Trades					
<u>Licenses</u>					
Slaughterhouses		\$	298.00	Health (Offensive Trades Fees) Regs 1976	3070421
Piggeries		\$	298.00	Health (Offensive Trades Fees) Regs 1976	3070421
Artificial Manure Depots		\$	211.00	Health (Offensive Trades Fees) Regs 1976	3070421
Bone Mills		\$	171.00	Health (Offensive Trades Fees) Regs 1976	3070421
Places for Storing, Drying or Preserving Bones		\$	171.00	Health (Offensive Trades Fees) Regs 1976	3070421
Fat Melting, Fat Extracting or Tallow Melting Establishments:					
- Butcher Shops and Similar		\$	171.00	Health (Offensive Trades Fees) Regs 1976	3070421
- Larger Establishments		\$	298.00	Health (Offensive Trades Fees) Regs 1976	3070421
Blood Drying		\$	171.00	Health (Offensive Trades Fees) Regs 1976	3070421
Gut Scraping, Preparation of Sausage Skins		\$	171.00	Health (Offensive Trades Fees) Regs 1976	3070421
Fellmongeries		\$	171.00	Health (Offensive Trades Fees) Regs 1976	3070421
Manure Works		\$	211.00	Health (Offensive Trades Fees) Regs 1976	3070421
Fish Curing Establishments		\$	211.00	Health (Offensive Trades Fees) Regs 1976	3070421
Laundries, Dry-cleaning Establishments		\$	147.00	Health (Offensive Trades Fees) Regs 1976	3070421
Bone Merchant Premises		\$	171.00	Health (Offensive Trades Fees) Regs 1976	3070421
Flock Factories		\$	171.00	Health (Offensive Trades Fees) Regs 1976	3070421
Knackeries		\$	298.00	Health (Offensive Trades Fees) Regs 1976	3070421
Poultry Processing Establishments		\$	298.00	Health (Offensive Trades Fees) Regs 1976	3070421
Poultry Farming		\$	298.00	Health (Offensive Trades Fees) Regs 1976	3070421
Rabbit Farming		\$	298.00	Health (Offensive Trades Fees) Regs 1976	3070421
Fish Processing Establishment in which Whole Fish are Cleaned and Prepared		\$	298.00	Health (Offensive Trades Fees) Regs 1976	3070421
Shellfish and Crustacean Processing Establishments		\$	298.00	Health (Offensive Trades Fees) Regs 1976	3070421
Any other offensive trade not specified		\$	298.00	Health (Offensive Trades Fees) Regs 1976	3070421

SHIRE OF COOROW 2018/2019 FEES AND CHARGES

			Fee/Charge	Authority to set Fee	GL
<u>HOUSING</u>					
Rent from Council Housing Leased to non-staff					
Leeman Properties	per week	\$	369.00	Council	3090220
Coorow Properties	per week	\$	210.00	Council	3090220
Rent from Aged Accommodation Units					
<u>Leeman Aged Units</u>					
Units 1 & 4 - 2 bedroom	per week			As per joint venture agreement	3080620
Units 2 & 3 - 1 bedroom	per week			As per joint venture agreement	3080620
<u>Coorow Aged Units</u>					
Units 1 & 2 - 2 bedroom	per week			As per joint venture agreement	3080620
Bond chargeable max of 4 weeks rent plus pet bond of \$260					
Rent from Council Housing Leased to Staff					
Where Occupier Maintains Garden	per week	50% market value		Council	3090120
Where Occupier Does Not Maintain Garden	per week	As above + \$100/week		Council	3090120
<u>COMMUNITY AMENITIES</u>					
Leeman and Green Head Cemetery					
Grave digging to a depth of 1.8 metres:					
Ordinary (adult) grave	on application	\$	555.00	Council	3100720
Child (under 7 years) grave	on application	\$	415.00	Council	3100720
Stillborn child grave	on application	\$	350.00	Council	3100720
Grave digging deeper than 1.8 metres:					
First additional 0.3 metre		\$	75.00	Council	3100720
Second additional 0.3 metre		\$	95.00	Council	3100720
Third additional 0.3 metre		\$	115.00	Council	3100720
Each additional 0.3 metre thereafter		\$	20.00	Council	3100720
Re-opening a grave for each interment or exhumation:					
Ordinary (adult) grave		\$	555.00	Council	3100720
Child (under 7 years) grave		\$	415.00	Council	3100720
Stillborn child grave		\$	350.00	Council	3100720
Removal of kerbing, tiles, etc if necessary according to time required	per man hour	\$	60.00	Council	3100720
Any brick grave		\$	380.00	Council	3100720
Any vault		\$	115.00	Council	3100720
Interment of ashes in a grave		\$	115.00	Council	3100720
Extra charges:					
Interment without due notice		\$	60.00	Council	3100720
Late arrival at cemetery gates		\$	30.00	Council	3100720
Exhumations in addition to re-opening fee		\$	555.00	Council	3100720

SHIRE OF COOROW 2018/2019 FEES AND CHARGES

		Fee/Charge	Authority to set Fee	GL
Land for Burial:				
Single plot (2.4 x 1.2 metres)		\$ 160.00	Council	3100720
Double plot (2.4 x 2.4 metres)		\$ 320.00	Council	3100720
Triple plot (2.4 x 3.5 metres)		\$ 480.00	Council	3100720
Niche Wall:				
Compartment for ashes		\$ 160.00	Council	3100721
Interment of ashes into compartment		\$ 110.00	Council	3100721
Permission to erect nameplate		\$ 12.00	Council	3100721
Erection of nameplate		\$ 60.00	Council	3100721
Miscellaneous Charges:				
Permission to erect any headstone, monument or kerbing (Shire to be notified - Manager Works and Services to authorise beforehand)		\$ 55.00	Council	3100722
Permission to erect nameplate		\$ 12.00	Council	3100721
Registration of "Transfer of Form of Grant of Right of Burial"		\$ 20.00	Council	3100720
Copy of "Grant of Burial"		\$ 20.00	Council	3100720
Grave number plate		\$ 26.00	Council	3100720
Undertakers/Monumental licence fee		\$ 23.00	Council	3100722
Making a search in register	per 1/2 hour	\$ 16.00	Council	3100720
Trading in Public Places				
Stallholders Permit	per event	\$ 62.00	Council	6100621
Traders Permit Application		\$ 62.00	Council	3100620
Traders Permit	per annum	\$ 530.00	Council	6100621
	per month	\$ 108.00	Council	6100621
	per week	\$ 318.00	Council	6100621
Rubbish Charges				
Domestic Rubbish (Weekly rubbish/fortnightly recycling - 240L Bins)		\$ 318.00	Council	3100120
Pensioner Domestic Rubbish (Weekly rubbish/fortnightly recycling - 240L Bins)		\$ 270.00	Council	3100120
Commercial Rubbish (240L Bin)		\$ 318.00	Council	3100200
Commercial Rubbish (1.5m3 Bulk Bin)		\$ 3,000.00	Council	3100200
Commercial Rubbish (3m3 Bulk Bin)		\$ 3,000.00	Council	3100200
<i>NB: Commercial charges based on cost recovery.</i>				
Leeman Septage Pond				
Waste Water Charges	per litre	\$ 0.06	Council	3100320

SHIRE OF COOROW 2018/2019 FEES AND CHARGES

			Fee/Charge	Authority to set Fee	GL
General Refuse Tipping Charges - Ratepayers & Residents					
Asbestos Cement Disposal (by Prior Arrangement Only)					
Minimum Charge		\$	113.00	Council	3100220
Volume Charge	per m3	\$	113.00	Council	3100220
Metal Scrap			free *	Council	3100123
Car Bodies			free *	Council	3100123
Uncontaminated Green Waste			free *	Council	3100123
Clean Fill			free #	Council	3100123
Clean Up of Wastes Not Dumped in Correct Location or not Segregated			at cost ##	Council	3100123
Vehicle Tyres (off rim - rims are to go to metal dump area)					
Car	per tyre	\$	5.65	Council	3100123
Light Commercial	per tyre	\$	8.20	Council	3100123
4WD Vehicle	per tyre	\$	8.20	Council	3100123
Truck	per tyre	\$	16.40	Council	3100123
All Other Vehicles	per tyre		commercial rate	Council	3100123

** if disposed of with care in correct locality and segregated from other wastes*

if disposed of with care in correct locality where it can easily be used for coverage of waste

cost of clean up at private hire rates + charges on assessed loose volume of waste

General Refuse Tipping Charges - Entities Outside the Shire

General Refuse - loose	per m3	\$	21.50	Council	3100123
General Refuse - compacted	per m3	\$	37.00	Council	3100123
Asbestos Cement Disposal (by Prior Arrangement Only)					
Minimum Charge		\$	113.00	Council	3100220
Volume Charge	per m3	\$	113.00	Council	3100220
Metal Scrap	per m3		commercial arrangements	Council	3100202
Car Bodies	per m3		commercial arrangements	Council	3100202
Uncontaminated Green Waste	per m3		commercial arrangements	Council	3100202
Clean Fill	per m3		commercial arrangements	Council	3100202
Clean Up of Wastes Not Dumped in Correct Location or not Segregated			at cost ##	Council	3100202
Vehicle Tyres (off rim - rims are to go to metal dump area)					
Car	per tyre	\$	5.65	Council	3100202
Light Commercial	per tyre	\$	8.20	Council	3100202
4WD Vehicle	per tyre	\$	8.20	Council	3100202
Truck	per tyre	\$	16.40	Council	3100202
All Other Vehicles	per tyre		commercial arrangements	Council	3100202

cost of clean up at private hire rates + charges on assessed loose volume of waste

SHIRE OF COOROW 2018/2019 FEES AND CHARGES

			Fee/Charge	Authority to set Fee	GL
Refuse Tipping Charges - Business Users, Non-Resident Users, Farm Users, Building and Demolition Wastes					
General Mixed Waste (where not collected by Council's Refuse Collector)					
Minimum Charge	per load	\$	21.50	Council	3100202
Volume Charge (loose volume)	per m3	\$	21.50	Council	3100202
Fencing Wire (from farms or otherwise)					
Minimum Charge	per load	\$	63.50	Council	3100202
Volume Charge (loose volume)	per m3	\$	63.50	Council	3100202
Out of Hours Tip Access	per annum	\$	43.00	Council	3100202
Key Bond (refundable on key return) *		\$	100.00	Council	T101
<i>* key only available to Commercial tip users once they have demonstrated that their business activities would be adversely affected if increased tip access was not granted</i>					
Planning Services Fees					
Determining a development application (other than for an extractive industry) where the development has not commenced or been carried out and the estimated cost of the development is: 3100620					
a) Not more than \$50,000		\$	147.00	Planning & Development Regs 2009 - Schedule 2	
b) More than \$50,000 but not more than \$500,000					
Percentage of Estimated Development Cost			0.32%	Planning & Development Regs 2009 - Schedule 2	
c) More than \$500,000 but not more than \$2.5 million					
Minimum Fee		\$	1,700.00	Planning & Development Regs 2009 - Schedule 2	
Additional Percentage for every \$1 in excess of \$500,000			0.257%	Planning & Development Regs 2009 - Schedule 2	
d) More than \$2.5 million but not more than \$5 million					
Minimum Fee		\$	7,161.00	Planning & Development Regs 2009 - Schedule 2	
Additional Percentage for every \$1 in excess of \$2.5 million			0.206%	Planning & Development Regs 2009 - Schedule 2	
e) More than \$5 million but not than \$21.5 million					
Minimum Fee		\$	12,633.00	Planning & Development Regs 2009 - Schedule 2	
Additional Percentage for every \$1 in excess of \$5 million			0.123%	Planning & Development Regs 2009 - Schedule 2	
f) More than \$21.5 million		\$	34,196.00	Planning & Development Regs 2009 - Schedule 2	
<i>Note: If development has commenced or been carried out, an additional amount by way of penalty, that is twice the amount of the fee payable for determination of the application (in addition to the initial fee)</i>					
Amended plans (this applies where a determination is already given by the Shire or where amended plans are submitted and not requested by the Shire)					
Minimum Fee		\$	97.00	Planning & Development Regs 2009 - Schedule 2	
Percentage of the Original Application Fee			66%	Planning & Development Regs 2009 - Schedule 2	
Single House - Residential Design Codes performance criteria or Town Planning Scheme variation assessment					
			\$73 per performance criteria / TPS variation assessed	Planning & Development Regs 2009 - Schedule 2	
Minimum		\$	147.00	Planning & Development Regs 2009 - Schedule 2	
Maximum		\$	730.00	Planning & Development Regs 2009 - Schedule 2	
Demolition where Planning Approval Required					
			\$147.00	Planning & Development Regs 2009 - Schedule 2	

SHIRE OF COOROW 2018/2019 FEES AND CHARGES

			Fee/Charge	Authority to set Fee	GL
Application for approval of home based business/occupation (including cottage industry & short term accommodation) or other Planning Approval					
Initial Fee			\$ 222.00	Planning & Development Regs 2009 - Schedule 2	3100620
Annual Renewal Fee			\$ 73.00	Planning & Development Regs 2009 - Schedule 2	3100621
Penalty if home based business has already commenced, or if approval to be renewed has expired			\$444.00	Planning & Development Regs 2009 - Schedule 2	3100640
Application for change of use or for alteration or extension or change of a non-conforming use which Determination of Development Application Fees does not apply to					
			\$295.00	Planning & Development Regs 2009 - Schedule 2	3100620
Penalty if the change of use or the alteration or extension or change of the non-conforming use has commenced			\$590.00	Planning & Development Regs 2009 - Schedule 2	3100640
Extension of current Planning Approval			\$131.00	Planning & Development Regs 2009 - Schedule 2	3100620
Relocation of building envelope			\$147.00	Planning & Development Regs 2009 - Schedule 2	3100620
Determination of Development Application for an extractive industry					
Initial Fee			\$ 739.00	Planning & Development Regs 2009 - Schedule 2	3100620
Penalty if development has commenced or been carried out			\$ 1,478.00	Planning & Development Regs 2009 - Schedule 2	3100640
Provision of a subdivision clearance					
Not more than 5 lots	per lot		\$ 73.00	Planning & Development Regs 2009 - Schedule 2	3100620
More than 5 lots but not more than 195 lots	per lot for first 5 lots / per lot thereafter		\$73.00/\$35.00	Planning & Development Regs 2009 - Schedule 2	3100620
More than 195 lots			\$ 7,393.00	Planning & Development Regs 2009 - Schedule 2	3100620
Issue of zoning certificate	per certificate		\$ 73.00	Planning & Development Regs 2009 - Schedule 2	3100620
Reply to a property settlement request	per reply		\$ 73.00	Planning & Development Regs 2009 - Schedule 2	3100620
Issue of written planning advice	per advice		\$ 73.00	Planning & Development Regs 2009 - Schedule 2	3100620
Minor Scheme Amendment (i.e. an amendment that involves only textual changes or rectifies a zoning anomaly) *			\$ 4,023.00	Planning & Development Regs 2009 - Section 48	3100620
<i>* fee is inclusive of all associated advertising charges with 50% refundable if not advertised</i>					
Major Scheme Amendment (i.e. an amendment that involves a zoning change) *			\$ 7,377.00	Planning & Development Regs 2009 - Section 48	3100620
<i>* fee is inclusive of all associated advertising charges with 50% refundable if not advertised</i>					

SHIRE OF COOROW 2018/2019 FEES AND CHARGES

		Fee/Charge	Authority to set Fee	GL
Minor Structure Plans, Outline Development Plans, Subdivision Guide Plans or similar *		\$ 3,348.00	Planning & Development Regs 2009 - Section 48	3100620
Modifications to Plans once approval given		\$ 1,077.00	Planning & Development Regs 2009 - Section 48	3100620
<i>* fee is inclusive of all associated advertising charges with 50% refundable if not advertised</i>				
Major Structure Plans, Outline Development Plans, Subdivision Guide Plans or similar *		\$ 6,043.00	Planning & Development Regs 2009 - Section 48	3100620
Modifications to Plans once approval given		\$ 2,147.00	Planning & Development Regs 2009 - Section 48	3100620
<i>* fee is inclusive of all associated advertising charges with 50% refundable if not advertised</i>				
Detailed Area Plan		\$ 932.00	Planning & Development Regs 2009 - Section 48	3100620
Issue of Section 40 certificate		\$ 73.00	Planning & Development Regs 2009 - Section 48	3100620
Road / R.O.W. / P.A.W. request for closure *		\$ 657.00	Planning & Development Regs 2009 - Section 48	3100620
<i>* fee is inclusive of all associated advertising charges</i>				
Advertising				
Onsite signage	per sign	\$ 323.00	Planning & Development Regs 2009 - Section 48	3100620
Newspaper advertising	per advertisement	\$ 323.00	Planning & Development Regs 2009 - Section 48	3100620
CD digital copy of planning document		\$ 26.00	Planning & Development Regs 2009 - Section 48	3100620
Pre-strata inspection		\$ 329.00	Planning & Development Regs 2009 - Section 48	3100620
Council Planning Fees				
Purchase of Town Planning Scheme/Strategy text		\$ 64.00	Council	3100622
<i>* electronic copies free from both WAPC and Council websites</i>				

RECREATION AND CULTURE

Community & Recreation Centre Hire - Maley Park, Leeman Recreation Centre & Green Head Community Centre) Complete Social Area including Kitchen/Hall/Ablutions

Hourly Rate	per hour	\$ 32.00	Council	3110120
Half Day Rate (4 hours)	per half day	\$ 84.00	Council	3110120
Full Day Rate (4 hours +)	per day	\$ 159.00	Council	3110120
Annual Fee - Green Head Church Group	per year	\$ 318.00	Council	3110120
Green Head Annual Easter Art Exhibition	per event	\$ 108.00	Council	3110120
Green Head/Leeman Seniors - Social Lolly Days	per month	\$ 44.00	Council	3110120
Leeman/Green Head Belly Dance Group	per session	\$ 16.00	Council	3110120
** Surcharge (Cabarets, Socials, etc.)	per hour	\$ 93.00	Council	3110120
Shire of Coorow Based Community Group One Off Functions	per day	\$ -	Council	

*** As per Policy Manual, charged when building is left in an unsatisfactory condition and requires additional cleaning eg shampooing of carpets, washing of floors.*

SHIRE OF COOROW 2018/2019 FEES AND CHARGES

			Fee/Charge	Authority to set Fee	GL
Change Rooms					
Used in conjunction with Function Centre or for Babysitting purposes or as Overnight Sleeping Area.	\$	41.00	Council		3110120
Bonds (Refundable)					
Facility Hire Bond	\$	310.00	Council		T500
Key Bond	\$	52.00	Council		T500
Coorow Swimming Pool					
Casual Admission - Adult	\$	4.00	Council		3110220
Casual Admission - Child	\$	2.00	Council		3110220
Casual Admission - Adult Spectator	\$	1.00	Council		3110220
Season Ticket - Family	\$	164.00	Council		3110220
Season Ticket - Adult	\$	121.00	Council		3110220
Season Ticket - Child	\$	38.00	Council		3110220
Half Season Ticket - Family	\$	94.00	Council		3110220
Half Season Ticket - Adult	\$	64.00	Council		3110220
Half Season Ticket - Child	\$	22.00	Council		3110220
Hire of Pool for Private Functions (with Pool Manager in attendance)	per hour	\$ 78.00	Council		3110220
Sports Club Hire of Function Centres & Grounds					
Coorow Hockey Club	per season	\$ 320.00	Council		3110320
(Entitled to 2 training nights per week, home games and special functions)					
Coorow Latham Netball Club	per season	\$ 320.00	Council		3110320
(Entitled to 2 training nights per week, home games and special functions)					
Coorow Latham Cricket Club	per season	\$ 320.00	Council		3110320
(Entitled to 2 training nights per week, home games and special functions)					
Coorow Latham Football Club	per season	\$ 530.00	Council		3110320
(Entitled to 2 training nights per week and home games, special functions and monthly meetings.)					
Coorow Tennis Club	per season	\$ 530.00	Council		3110320
(Use of function centre for pennants and club fixtures.)					
Turquoise Coast Table Tennis Association	per season	\$ 320.00	Council		3110320
(Entitled to one day per week and Annual Tournament.)					
Other Sports Clubs Training Sessions	per hour	\$ 6.00	Council		3110320
All other Sporting Groups that use Leeman Rec Centre	per season	\$ 320.00	Council		3110320
Crockery, Cutlery & Furniture (for use outside Council facilities)					
Hire of crockery (as available)	per setting of 50	\$ 42.00	Council		3110220
Hire of additional crockery (as available)	per setting of 10	\$ 16.40	Council		3110220
Hire of cutlery (as available)	per setting of 50	\$ 42.00	Council		3110220
Hire of additional cutlery (as available)	per setting of 10	\$ 16.40	Council		3110220
Hire of Tables/Trestles	per table	\$ 16.40	Council		3110220
Hire of Chairs	per chair	\$ 1.70	Council		3110220
Breakages		at cost	Council		

SHIRE OF COOROW 2018/2019 FEES AND CHARGES

		Fee/Charge	Authority to set Fee	GL
Leases				
<u>Leeman</u>				
Leeman Country & Sporting Club (expires 6 Jan 2034)		\$ 120.00	Council	3110122
Leeman Volunteer Sea Rescue Group (expires 31 Dec 2029)		\$ 11.00	Council	3130820
Stephen Small (Lot 52 Thomas Street) (expires 3 November 2021)		Last year + June 18 CPI	Council	3130820
Lot 53A Thomas Street (yet to be leased)		TBA	To be advertised - commercial rates	3130820
Lot 53B Thomas Street		TBA	To be advertised - commercial rates	3130820
Lot 53C (expired 30 June 2017)		TBA	To be advertised - commercial rates	3130820
St John Ambulance (expires 30 June 2032)		\$ 22.00	Council	
<u>Green Head</u>				
RL & MA Alexander (Lot 395) expires 30 Sep 2019		\$ 2,296.00	Council	3130820
St John Ambulance (expires 30 June 2032)		\$ 22.00	Council	3130820
Green Head Men's Shed (expires 30 Nov 2023)		\$ -	Council	3130820
Telstra Tower Lease (Lot 709) (paid Jul each year) expires 1 Jul 2021		\$ 5,443.00	Council	3110420
Green Head Sporting Club (expires 30 June 2031)		\$ 120.00	Council	3110122
<u>Coorow</u>				
Coorow Bowling Club (expires 30 June 2031)		\$ 120.00	Council	3110122
Coorow Golf Club (expires 30 June 2031)		\$ 120.00	Council	3110122
Coorow Community Resource Centre (expires 31 Dec 2018)		\$ 16.00	Council	3110122
Coorow Hotel CCLI (Leach Drain easement)		\$ 660.00	Council	3130820
Library Services				
Lost/Damaged Items		at cost	Council	3110501
<u>ECONOMIC SERVICES</u>				
Coorow Caravan Park (Council Owned)				3130220
Powered Site and Water (includes 2 persons)	per week	\$ 135.00	Council	
Powered Site and Water (includes 2 persons)	per day	\$ 25.00	Council	
Additional Persons	per day	\$ 5.00	Council	
Tent Site (unpowered)	per day	\$ 10.00	Council	
Casual (non resident) Shower	per person daily	\$ 6.00	Council	
<i>Stay two nights - pay for one. Tourists stay free for a maximum of 2 days during Wildflower Season 1 July to 30 September each year.</i>				
<i>Maximum 12 week stay at any time.</i>				
Milligan Island Coastal Node				
Overnight site fee	per night	\$ 15.00	Council	3130220

SHIRE OF COOROW 2018/2019 FEES AND CHARGES

		Fee/Charge	Authority to set Fee	GL
Caravan Park Annual License Fee				
<u>Leeman Caravan Park</u>			Caravan Parks & Camping Grounds Regs 1997	3130220
125 x Caravan Sites @ \$6.00 each = \$750	\$	750.00		
20 x Camp Sites @ \$3.00 each = \$60	\$	60.00		
0 x Overflow Sites @ \$1.50 each = \$0	\$	-		
<u>Green Head Caravan Park</u>			Caravan Parks & Camping Grounds Regs 1997	3130220
70 x Caravan Sites @ \$6.00 each = \$420	\$	420.00		
0 x Overflow Sites @ \$1.50 each = \$0	\$	-		
<u>Half Way Mill Road House Caravan Park</u>	minimum fee	\$	200.00	Caravan Parks & Camping Grounds Regs 1997
8 x Caravan Sites @ \$6.00 each = \$48				3130220
0 x Camp Sites @ \$3.00 each = \$0				
0 x Overflow Sites @ \$1.50 each = \$0				
Application for or renewal of license - same as annual fees above			Caravan Parks & Camping Grounds Regs 1997	3130220
Additional penalty fee for renewing license after expiry	\$	20.00	Caravan Parks & Camping Grounds Regs 1997	3130240
Shire of Coorow Overflow Sites	per site per night	\$	25.00	Council
				3130220
Standpipes				
Public Standpipe System Access Card Bond	per annum	\$	70.00	Council
Minimum charge for water taken from Standpipe		\$	20.00	Council
Public Standpipe Water Charges	per Kilolitre (1,000 litres)	\$	5.30	Council
				3130821
Building Fees				
Building Permit Fee - Class 1 or 10 building or incidental structure				3130320
Percentage of Proposed Building Cost (min. \$96.00 fee)		0.19%	Building Regs 2012	
Building Permit Fee - Class 2 to 9 building or incidental structure				
Percentage of Proposed Building Cost (min. \$96.00 fee)		0.09%	Building Regs 2012	
Building Permit Fee - uncertified application (min. \$96.00 fee)		0.32%	Building Regs 2012	
Demolition Permit Fee - Class 1 or 10 building or incidental structure		\$	97.70	Building Regs 2012
Demolition Permit Fee - Class 2 to 9 building or incidental structure	per storey	\$	97.70	Building Regs 2012
Permit Extension Fee		\$	97.70	Building Regs 2012
Occupancy Permit Fee - for a completed building		\$	97.70	Building Regs 2012
Temporary Occupancy Permit Fee - for an incomplete building		\$	97.70	Building Regs 2012
Modification/Replacement Occupancy Permit Fee		\$	97.70	Building Regs 2012
Occupancy Permit or Building Approval Certificate - strata scheme (minimum \$105.80 fee)	per strata unit	\$	10.80	Building Regs 2012
Occupancy Permit for Building with Unauthorised Work				
Percentage of Proposed Building Cost (min. \$96.00 fee)		0.18%	Building Regs 2012	
Building Approval Certificate for Building with Unauthorised Work				
Percentage of Proposed Building Cost (min. \$96.00 fee)		0.38%	Building Regs 2012	
Application obtain a Building Standard Declaration	per declaration	\$	2,160.15	Building Regs 2012

SHIRE OF COOROW 2018/2019 FEES AND CHARGES

			Fee/Charge	Authority to set Fee	GL
Building Application for use of Battery Operated Smoke Alarm	per application	\$	179.40	Building Regs 2012	
Swimming Pool Enclosure Inspections (minimum every 4 years)		\$	57.45	Building Regs 2012	
BCITF Levy					
Percentage of Proposed Building Cost > \$20,000			0.20%	Building & Construction Ind. Training Levy Act 1990	T002
Building Services Levy					
re building permit <= \$45,000		\$	61.65	Building Act 2011 (Building Commission website)	T014
re building permit > \$45,000	% value of work		0.137%	Building Act 2011 (Building Commission website)	T014
re demolition permit <= \$45,000		\$	61.65	Building Act 2011 (Building Commission website)	T014
re demolition permit > \$45,000	% value of work		0.137%	Building Act 2011 (Building Commission website)	T014
re occupancy permit / build. approval cert for unauthorised work (s51 of the Act) <= \$45k		\$	123.30	Building Act 2011 (Building Commission website)	T014
re occupancy permit / build. approval cert for unauthorised work (s51 of the Act) > \$45k	% value of work		0.274%	Building Act 2011 (Building Commission website)	T014
re occupancy permit / build. Approval cert for approved building work <= \$45k		\$	61.65	Building Act 2011 (Building Commission website)	T014
re occupancy permit / build. Approval cert for approved building work > \$45k	% value of work	\$	61.65	Building Act 2011 (Building Commission website)	T014
Footpath/Kerbing Bond (Trust)		\$	500.00	Council	T007
Charge out Costs to other Councils for Regulatory Services					
Ranger Services Hourly Rate	per hour	\$	82.00	Council	3050223
Mileage	per km	\$	1.10	Council	3050223
<u>OTHER PROPERTY & SERVICES</u>					
Private Works Charges - Hourly Plant Rates (Standard) Wet Hire Only					
Any utility vehicle (with operator)	per hour	\$	82.00	Council	3140120
Bobcat	per hour	\$	102.00	Council	3140120
D6H Dozer	per hour	\$	240.00	Council	3140120
Maintenance Grader	per hour	\$	205.00	Council	3140120
Construction Grader	per hour	\$	245.00	Council	3140120
Cat 950 Loader	per hour	\$	185.00	Council	3140120
Cat 926 Loader (coast)/Backhoe	per hour	\$	145.00	Council	3140120
Tree Saw with Loader	per hour	\$	260.00	Council	3140120
Semi or 8 Wheeler	per hour	\$	170.00	Council	3140120
Road Train or 8 Wheeler plus Trailer	per hour	\$	210.00	Council	3140120
4x2 Tip Trucks/Tractor/Slasher/Broom	per hour	\$	125.00	Council	3140120
Multi Wheel Roller	per hour	\$	55.00	Council	3140120
Vibrating Roller	per hour	\$	155.00	Council	3140120
Works Supervisor/ Manager Works and Services	per hour	\$	130.00	Council	3140120
Portable Toilet	per day	\$	45.00	Council	3140120
Box Trailer, dual trailer, chain saw, compactor/pedestrian roll, cement mixer and non powered tools including gardening tools and ladders			not permitted	Council	

SHIRE OF COOROW 2018/2019 FEES AND CHARGES

			Fee/Charge	Authority to set Fee	GL
Private Works Charges - Hourly Plant Rates (Non Profit Community Groups)					
Any utility vehicle (with operator)	per hour	\$	77.00	Council	3140120
Bobcat	per hour	\$	67.00	Council	3140120
D6H Dozer/Construction Grader	per hour	\$	133.00	Council	3140120
Maintenance Grader/Cat 950 Loader	per hour	\$	113.00	Council	3140120
Cat 926 Loader (coast)	per hour	\$	103.00	Council	3140120
Tree Saw with Loader	per hour	\$	164.00	Council	3140120
Backhoe	per hour	\$	87.00	Council	3140120
Semi or 8 Wheeler	per hour	\$	170.00	Council	3140120
Road Train or 8 Wheeler plus Trailer	per hour	\$	210.00	Council	3140120
4x2 Tip Trucks	per hour	\$	72.00	Council	3140120
Tractor/Slasher/Broom /Vibrating Roller	per hour	\$	87.00	Council	3140120
Multi Wheel Roller	per hour	\$	41.00	Council	3140120
Works Supervisor/ Manager Works and Services	per hour	\$	87.00	Council	3140120
Portable Toilet	per day	\$	41.00	Council	3140120
Box Trailer, dual trailer, chain saw, compactor/pedestrian roll, cement mixer and non powered tools including gardening tools and ladders			not permitted	Council	
Private Works Charges - Hourly Plant Rates (Staff as per Council Policy)					
D6H Dozer , Construction Grader, Maintenance Grader, Cat 950 Loader	per hour		not permitted	Council	
Bobcat, Cat 926 Loader (coast), Backhoe, 4x2 Tip Trucks	per hour	\$	12.30	Council	3140120
Semi or 8 Wheeler	per hour	\$	165.00	Council	3140120
Road Train or 8 Wheeler plus Trailer	per hour	\$	206.00	Council	3140120
Tractor/Slasher/Broom/Tree Saw with Loader/Roller/Chainsaw	per hour		not permitted	Council	
Works Supervisor/ Manager Works and Services	per hour		not permitted	Council	
Box Trailer , Dual Trailer, Compactor/Pedestrian Roller, Cement Mixer	per day	\$	11.30	Council	3140120
Non Powered Tools including Gardening Tools and Ladders	per day	\$	11.30	Council	3140120
Portable Toilet	per day	\$	37.00	Council	3140120
Private Works Charges - Materials (Standard)					
Sand/Gravel	per m3	\$	22.50	Council	3140120
Blue Metal		* cost price plus handling		Council	3140120
Sale of Camp Ovens	each	\$	50.00	Council	3140420
Private Works Charges - Materials (Non Profit Community Groups)					
Sand/Gravel	per m3	\$	15.50	Council	3140120
Blue Metal		* cost price plus handling		Council	3140120
Private Works Charges - Materials (Staff as per Council Policy)					
Sand/Gravel	per m3	\$	3.10	Council	3140120
Blue Metal		* cost price plus handling		Council	3140120

11.3.4 BUDGET VARIATION – FOOTPATH PROJECTS

AUTHOR	Leanne Parola
DISCLOSURE OF INTEREST	Nil
DATE OF REPORT	8 May 2018
FILE	ADM0619 – 2017/2018 Budget
ATTACHMENT	Nil

SUMMARY:

To consider a variation to the 2017/2018 budget to swap footpath projects.

BACKGROUND:

At the community forum held in Green Head on 18 April 2018, the Green Head Community Association presented a prioritised list of requests for future budgets.

The second priority on their list of ten was to extend the footpath along Greenhead Road to the northern most house which has been constructed as they consider it a safety issue.

COMMENT:

The current budget includes the construction of the following footpaths in Green Head:

Street	Budget	Length	Properties
Morcombe Street	\$19,600	135 m	2
Grigson Street	\$33,600	258 m	8

Both of these streets run between Greenhead Road and the northern portion of Ocean View Drive.

Greenhead Road is one of the major arteries of the town, and has 9 houses fronting the road. The northern most home which has been constructed along the road is Lot 6, 50 Greenhead Road which is currently owned and occupied by a family with triplets.

The length of footpath that would be required to extend the current footpath from Hunter Crescent to Lot 6 is approximately 262 m.

Quotes have yet to be sought for the construction of the footpaths and it has been suggested that instead of constructing the Grigson Street footpath, one be constructed along Greenhead Road instead.

STATUTORY ENVIRONMENT:

Local Government Act 1995

STRATEGIC IMPLICATIONS:

Nil

POLICY IMPLICATIONS:

Nil

FINANCIAL IMPLICATIONS:

The proposed change will have no impact on the estimated end of year position

VOTING REQUIREMENT:

Absolute Majority

OFFICER RECOMMENDATION/RESOLUTION:

2018/053

Moved: Cr Peck

Seconded: Cr Sims

That the 2017/2018 budget be varied to remove Job FC106 (Grigson Street Footpath) and replace it with FC104 (Greenhead Road Footpath) at a cost of \$33,600.

***CARRIED 7/0
Absolute Majority***

11.3.5 SALE OF LOT 103 (45) BRISTOL STREET, COOROW

AUTHOR	Leanne Parola
DISCLOSURE OF INTEREST	Nil
DATE OF REPORT	8 May 2018
ATTACHMENT	Nil
FILE	ADM0104 – Council Residences - Coorow

SUMMARY:

To consider an offer to purchase Lot 103 (45) Bristol Street, Coorow.

BACKGROUND:

At the Ordinary Meeting of Council held 17 June 2015, Council resolved as follows:

<u>RESOLUTION:</u>	2015/048
<i>Moved: Cr Jack</i>	
<i>Seconded: Cr Rob Clement</i>	
<i>That Council sell off the two older houses being Lots 6 (20) and 103 (45) Bristol Street, Coorow and proceeds being placed in reserve for future use.</i>	
<i>CARRIED 7/0</i>	
<i>Simple Majority</i>	

COMMENT:

Lots 6 (20) and 103 (45) Bristol Street were listed for sale with Ray White Real Estate. The current listings expire on 31 December 2018.

The market valuation determined by Griffin Valuation Advisory for the revaluation of land and buildings on 6 July 2017 for Lot 103 (45) Bristol Street was \$85,000.

Lot 103 (45) was originally listed at \$90,000 on 19 October 2016, reduced to \$70,000, then finally to \$50,000 on 16 February 2018 after very little interest had been shown in the property.

There are currently a number of other properties for sale within the Coorow townsite under \$150,000 on the Real Estate Institute WA website as follows, the first property being the one under offer.

45 Bristol Street, Coorow



\$50,000



3 1 HOUSE

3 bedroom, 1 bathroom fibro home on 1002m2 block. Great...

Colleen Bennier

[View Listing](#)

RayWhite

[Email Agent](#)

9 North St, Coorow



Price Upon Application



3 1 HOUSE

This property is being offered for auction, creating a wonderful...



Terry McDonald

[View Listing](#)

Elders
Real Estate

[Email Agent](#)

32 Commercial Street, Coorow



\$130,000



2 1 2 HOUSE

2 bedroom, 1 bathroom fibro home with new colour bond roof

Colleen Bennier

[View Listing](#)

RayWhite

[Email Agent](#)

20 Bristol Street, Coorow



\$115,000



3 1 2 HOUSE

Timber framed, fibro and tile home. Large rooms, high ceilings...

Colleen Bennier

[View Listing](#)

RayWhite

[Email Agent](#)

An offer to purchase Lot 103 (45) Bristol Street for \$50,000 has been received from Mr Christopher Grant Lawrence.

STATUTORY ENVIRONMENT:

Council may dispose of property in accordance with Section 3.58 "Disposing of Property" *Local Government Act 1995*.

Before an offer for the property is accepted, the Shire must give local public notice, inviting public submissions, for a period of not less than two weeks.

A notice was advised in the Magpie Squawk on 26 April 2018, inviting submissions before 11 May 2018. No submissions had been received at the time of writing this report.

STRATEGIC IMPLICATIONS:

The Community Facilities Asset Management Plan includes the disposal of Lot 103 Bristol Street, Coorow.

The Strategic Community Plan includes the following strategy:

"Advocate for improvements in housing affordability and access to appropriate housing "

The sale of the Shire's older housing stock after it has been refurbished creates an opportunity for someone to purchase affordable housing and has the potential to attract someone to move to the Shire.

POLICY IMPLICATIONS:

Nil

FINANCIAL IMPLICATIONS:

Any funds received from the sale of Shire houses will be transferred into the Building Reserve to enable it to be invested in renewing other housing stock, or build new houses as needs dictate.

VOTING REQUIREMENT:

Simple Majority

OFFICERS RECOMMENDATION:

That:

- 1) The offer to purchase Lot 103 (45) Bristol Street for \$50,000 from Mr Christopher Grant Lawrence be accepted.***
- 2) The proceeds from the sale of Lot 103 (45) Bristol Street be transferred to the Building Reserve.***

RESOLUTION:

2018/054

Moved: Cr Bothe

Seconded: Cr Clement

That:

- 1) The offer to purchase Lot 103 (45) Bristol Street for \$50,000 from Mr Christopher Grant Lawrence be accepted.**
- 2) The proceeds from the sale of Lot 103 (45) Bristol Street be transferred to the Building Reserve.**
- 3) That Lot 103 (45) Bristol Street be rented to Mr Christopher Grant Lawrence for \$150 per week until property settlement or 30 September 2018, whichever comes first.**

**CARRIED 6/1
Simple Majority**

Councillor Peck voted against the motion

12. QUESTIONS BY MEMBERS OF WHICH DUE NOTICE HAS BEEN GIVEN:

Nil

13. URGENT BUSINESS APPROVED BY THE PERSON PRESIDING OR BY DECISION:

Nil

14. MATTERS BEHIND CLOSED DOORS:

Nil

15. DATE OF NEXT MEETING:

15.1 ORDINARY MEETING OF COUNCIL

Ordinary Meeting

Next meeting of Council will be held on Wednesday 20 June 2018 at the Leeman Recreation Centre from 5.00 pm.

16. CLOSURE:

There being no further business the President, Cr Moira Girando JP closed the meeting at 6.00 pm